



CCM

S2|23

APPAREL
PRODUCT CATALOGUE

5000 PRACTICE SERIES

THE QUICKLITE 5000 PRACTICE SERIES IS THE PERFECT GO-TO JERSEY FOR PLAYERS OF ANY AGE. AVAILABLE IN MANY COLORS, THE SIMPLE DESIGN MAKES IT EASY TO EMBELLISH WITHOUT COMPROMISING COLORFASTNESS AND QUALITY.

- HIGH PERFORMANCE, BREATHABLE FABRIC
- OPTIMAL COLOR FASTNESS & SNAG RESISTANCE



COLOR OPTIONS

[5000]

5000

PRACTICE JERSEY

SIZES	SR	S, M, L, XL, 2XL, INTG, SRG	\$
	JR	XS, S/M, L/XL, G	\$

FEATURES

V-neck collar keeps its shape after wash and wear
Consistent fit through all styles
Woven neck tape & size label
Embroidered CCM

FABRIC

100% polyester, 135gsm
QLT knit



01 - WHITE

20 - SUNFLOWER

04 - ORANGE

05 - RED

22 - PINK



31 - HARVARD

X5 - VIOLET

11 - KELLY GREEN

13 - DARK GREEN

10 - SKY BLUE



62 - TURQUOISE BLUE

08 - ROYAL

09 - NAVY

78 - MYSTIC GREY

12 - BLACK

6000 PRACTICE SERIES

ENGINEERED WITH TACTICAL DRY TECHNOLOGY, THE QUICKLITE 6000 PRACTICE SERIES WILL KEEP YOU COOL AND DRY SO YOU CAN FOCUS ON THE GAME. EASY TO EMBELLISH AND COMES IN AN EXTENSIVE NUMBER OF COLORS.

- HIGH PERFORMANCE, BREATHABLE FABRIC
- MESH INSERTS FOR HIGHER VENTILATION
- ERGONOMIC ARM
- TACTICAL DRY MOISTURE WICKING
- OPTIMAL COLORFASTNESS & SNAG RESISTANCE



QUICKLITE PRACTICE



COLOR OPTIONS

[6000] 6000 PRACTICE JERSEY

SIZES	SR	S, M, L, XL, 2XL, INTG, SRG	\$
	JR	XS, S/M, L/XL, G	\$

FEATURES

Next generation stretch collar for added comfort
Tactical Dry moisture wicking
Consistent fit through all styles
Woven neck tape & size label
Embroidered CCM (front and back)

FABRIC

100% polyester, 165gsm
Mid-weight QLT knit



01.12
WHITE
/ BLACK

01.05
WHITE
/ RED

20.01
SUNFLOWER
/ WHITE

04.01
ORANGE
/ WHITE

31.01
HARVARD
/ WHITE



05.01
RED
/ WHITE

66.01
MAROON
/ WHITE

11.01
KELLY GREEN
/ WHITE

13.01
DARK GREEN
/ WHITE

10.01
SKYBLUE
/ WHITE



62.01
TURQUOISE BLUE
/ WHITE

X5.01
VIOLET
/ WHITE

08.01
ROYAL
/ WHITE

09.01
NAVY
/ WHITE

78.01
MYSTIC GREY
/ WHITE

12.01
BLACK
/ WHITE



139

FEEL COOLER PLAY SMARTER

7000 PRACTICE SERIES

AER-TEC THERMOREGULATION

ENGINEERED WITH CCM'S INNOVATIVE AER-TEC THERMOREGULATION SYSTEM, THE QUICKLITE 7000 PRACTICE SERIES JERSEY HAS BEEN DESIGNED TO MAXIMIZE THE SCIENTIFICALLY PROVEN BENEFITS OF THERMOREGULATION. PREMIUM FABRICS AND KEY VENTILATION INSERTS KEEP YOU FEELING COOL AND COLLECTED, SO YOU CAN FOCUS ON WHAT REALLY MATTERS. EASY TO EMBELLISH AND COMES IN AN EXTENSIVE NUMBER OF COLORS.

- HIGH PERFORMANCE, BREATHABLE FABRIC
- MESH INSERTS IN KEY HOT SPOTS FOR HIGHER VENTILATION
- ERGONOMIC ARM
- MOISTURE WICKING
- OPTIMAL & COLORFASTNESS
SNAG RESISTANCE



COLOR OPTIONS

NEW

[7000]

7000

PRACTICE JERSEY



TOTALDRI

SIZES	SR	S, M, L, XL, 2XL, INTG, SRG	\$
	JR	XS, S/M, L/XL, G	\$

FEATURES

Next generation stretch collar for added comfort

AER-TECH

Consistent fit through all styles

Woven neck tape & size label

Embroidered CCM (front and back)

FABRIC

100% polyester, 165gsm

Mid-weight QLTknit

01 - WHITE

20 - SUNFLOWER

04 - ORANGE

05 - RED



11 - KELLY GREEN



13 - DARK GREEN



10 - SKY BLUE



08 - ROYAL



09 - NAVY



78 - MYSTIC GREY



12 - BLACK



8000 GAME SERIES

WANT THE PRO LOOK WITHOUT THE PRO PRICE TAG? MADE FROM HIGH PERFORMANCE FABRIC WITH SUPERIOR VENTILATION AND AN ERGONOMIC ARM FIT, THE QUICKLITE 8000 GAME SERIES DELIVERS.

- HIGH PERFORMANCE, BREATHABLE FABRIC
- DOUBLE SHOULDERS
- MESH INSERTS FOR SUPERIOR VENTILATION
- ERGONOMIC ARM
- TACTICAL DRY MOISTURE WICKING
- OPTIMAL COLOR FASTNESS & SNAG RESISTANCE



[S100PT]
S100PT
KNIT GAME SOCK

SR 28" \$
INT 24" \$
JR 20" \$
YT 18" \$



[SX8000]
SX8000
GAME SOCK

SR 30"
INT 27"
JR 24"
YT 22"

[8000]
8000
GAME JERSEY

SIZES
SR S, M, L, XL, 2XL, INTG, SRG \$
JR XS, S/M, L/XL, G \$

FABRIC 100% polyester

FEATURES

- Elasticized ankle holds pads and enhances fit
- 31 NHL team patterns available
- CCM woven sizing label

FABRIC 100% polyester, 195gsm QLT knit

FEATURES

- Tactical Dry moisture wicking
- Two Velcro fasteners keep sock in place
- Interlock inserts for better stretch, comfort and mobility
- Interlock ankle holds pads, enhances fit and maintains shape
- 31 NHL team patterns available
- CCM embroidered logo

FABRIC 100% Polyester, 165gsm Mid-weight QLT knit

FEATURES

- Next generation stretch collar for added comfort
- Tactical Dry moisture wicking
- Double shoulders for durability
- Consistent fit through all styles
- 31 NHL team patterns available
- Woven neck tape & size label
- Embroidered CCM (front and back)

* ACTUAL COLORS MAY VARY

COLORADO

BOOKING



TEAM

WHITE

COLUMBUS

BOOKING



TEAM

WHITE

DETROIT

BOOKING



TEAM

WHITE

EDMONTON

BOOKING



TEAM

WHITE

FLORIDA

BOOKING



TEAM

WHITE

MINNESOTA

BOOKING



TEAM

WHITE

MONTREAL

BOOKING



TEAM

WHITE

NASHVILLE

BOOKING



TEAM

WHITE

NEW JERSEY

BOOKING



TEAM

WHITE

PITTSBURGH

BOOKING



TEAM

WHITE

SAN JOSE

BOOKING



TEAM

WHITE

NEW SEATTLE

BOOKING



TEAM

WHITE

ST. LOUIS

BOOKING



TEAM

WHITE

TORONTO

BOOKING



TEAM

WHITE

VANCOUVER

BOOKING



TEAM

WHITE

WASHINGTON

BOOKING



TEAM

WHITE



[SX6000]
SX6000
PRACTICE SOCK

SR	30"	\$
INT	27"	\$
JR	24"	\$
YT	22"	\$

FABRIC 100% polyester, 195gsm
High performance, breathable QLT knit

- FEATURES
- Tactical Dry moisture wicking
 - Two Velcro fasteners keep sock in place
 - Interlock inserts for better stretch, comfort and mobility
 - Interlock ankle holds pads, enhances fit and maintains shape
 - CCM embroidered logo



NEW
[SX7000]
SX7000
PRACTICE SOCK

SR	30"	\$
INT	27"	\$
JR	24"	\$
YT	22"	\$

FABRIC 100% polyester, 195gsm
High performance, breathable QLT knit

- FEATURES
- AERTECH
 - Two Velcro fasteners keep sock in place
 - Interlock inserts for better stretch, comfort and mobility
 - Interlock ankle holds pads, enhances fit and maintains shape
 - CCM embroidered logo

COLOR OPTIONS	01 - WHITE	11 - KELLY GREEN
	04 - ORANGE	12 - BLACK
	05 - RED	13 - DARK GREEN
	08 - ROYAL	20 - SUNFLOWER
	09 - NAVY	78 - MYSTIC GREY
	10 - SKY BLUE	



[SX5000]
SX5000
TUBE SOCK

SR	30"	\$
INT	27"	\$
JR	24"	\$
YT	22"	\$

FABRIC 100% polyester, 200gsm

- FEATURES
- Two Velcro fasteners keep sock in place
 - High performance fabric
 - Resistant to snags
 - CCM embroidered logo

COLOR OPTIONS	01 - WHITE	12 - BLACK
	05 - RED	20 - SUNFLOWER
	08 - ROYAL	78 - MYSTIC GREY
	09 - NAVY	



[S100P]
S100P
KNIT PRACTICE SOCK

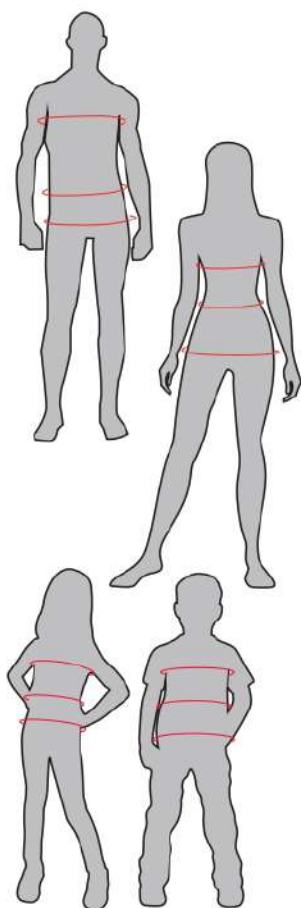
SR	28"	\$
INT	24"	\$
JR	20"	\$
YT	18"	\$

FABRIC 100% polyester

- FEATURES
- Elasticized ankle holds pads and enhances fit
 - CCM woven sizing label

COLOR REFERENCE - SX6000 / S100P





APPAREL - MEN BODY MEASUREMENTS (measurements shown are in inches)

ALPHA SIZE	XS	S	M	L	XL	2XL	3XL
CHEST CIRCUMFERENCE	33-35	36-38	39-41	42-44	45-48	49-52	53-58
WAIST CIRCUMFERENCE	26-28	29-31	32-34	35-38	39-43	44-48	49-53
HIPS CIRCUMFERENCE	32-34	35-37	38-40	41-44	45-48	48-52	52-56

NUMERIC SIZE

NUMERIC SIZE	28	30	32	34	36	38	40
WAIST CIRCUMFERENCE	29.5	31.5	33.5	35.5	37.5	39.5	41.5

APPAREL - WOMEN BODY MEASUREMENTS (measurements shown are in inches)

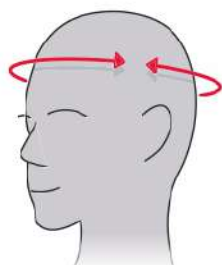
ALPHA SIZE	XS	S	M	L	XL
CHEST CIRCUMFERENCE	30-32	33-35	36-38	39-41	42-44
WAIST CIRCUMFERENCE	23-25	26-28	29-31	32-34	35-38
HIPS CIRCUMFERENCE	33-35	36-38	39-41	42-44	45-48

APPAREL - YOUTH BODY MEASUREMENTS (measurements shown are in inches)

AGE GROUP / SIZE	3-5 / 2XS / 110	5-7 / XS / 120	7-9 / S / 130	9-11 / M / 140	11-13 / L / 150	13-15 / XL / 160
CHEST CIRCUMFERENCE	24-25	25-26	26-27	27-29	29-31	31-34
WAIST CIRCUMFERENCE	22-23	23-24	24-25	25-27	27-28.5	28.5-30
HIPS CIRCUMFERENCE	25-26	26-27	27-28.5	28.5-31	31-32.5	32.5-34

MEASUREMENT FOR ADULT HEADWEAR

INCHES	CM	HAT SIZE		
		FITTED	FLEX	ADJUSTABLE
20 7/8	51.1	6 3/8	YOUTH	ONE SIZE YT (OSFA)
20 1/2	52	6 1/2		
20 7/8	53	6 5/8		
21 1/4	53.9	6 3/4		
21 3/8	54.9	6 7/8	S/M	ONE SIZE AD (OSFA)
22	55.9	7		
22 3/8	56.8	7 1/8		
22 3/4	57.8	7 1/4		
22 7/8	58.7	7 3/8	L/XL	
23 1/2	59.7	7 1/2		
23 3/8	60.6	7 5/8		
24 1/4	61.6	7 3/4		
24 3/8	62.5	7 7/8	XL/XXL	
25	63.5	8 1/4		



Body sizing: Size specifications are based on body sizing measurements. Use this size chart as a guideline when ordering, allow enough room for ease of movement. Sleeve Length: Measure from the center back of the neck, over the point of shoulder and down the outer side of the arm to the wrist bone. Chest: Measure just under the arms. Waist: Loosely measure the narrowest circumference of the waist. Size charts are for reference only. Fit may vary depending on the construction and materials.

APPAREL FEATURES



Put sweat in it's place Tactical Dry wicks moisture away from your skin, helping you stay drier and comfortable.



Your body is an amazing heat source Tactical Degree traps body heat and sweat escape.



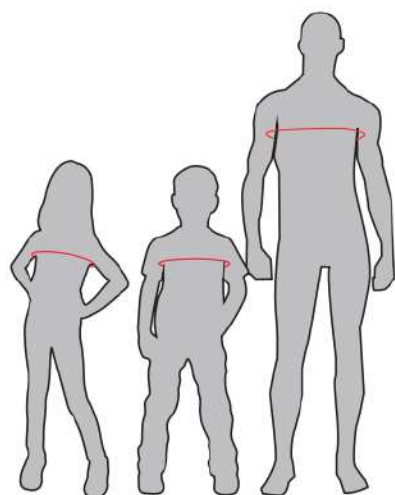
Stay cool and comfortable Tactical Cool uses ventilation, moisture management and fabric construction to help aid the release of heat.

GAMEWEAR - SR BODY MEASUREMENTS (measurements shown are in inches)

ALPHA SIZE	XX2	XS	S	M	L	XL	2XL	3XL
CHEST CIRCUMFERENCE	31-32	33-35	36-38	39-41	42-44	45-48	49-52	53-58
PLAYER JERSEY SIZE	S	S	S	M	L	XL	2XL	2XL
GOALIE JERSEY SIZE	JR	JR	INT	INT	SR	SR	SR	SR

GAMEWEAR - YOUTH BODY MEASUREMENTS (measurements shown are in inches)

AGE GROUP / SIZE	3-5 / XXS	5-7 / XS	7-9 / S	9-11 / M	11-13 / L	13-15 / XL
CHEST CIRCUMFERENCE	24-25	25-26	26-27	27-29	29-31	31-34
PLAYER JERSEY SIZE	XS	XS	S/M	S/M	L/XL	L/XL
GOALIE JERSEY SIZE	JR	JR	JR	JR	JR	JR



WARM UPS AND JACKETS

4B
DARK
HEATHER
GREYT9
TRUE
NAVY05
RED6C
TEAM
ROYAL12
BLACK

[J5314/ YT J5314]

**LIGHTWEIGHT
RINK SUIT JACKET**

SIZES	AD	S - 3XL	\$
	YT	2XS - XL	\$

Features zippered side pockets, venting at back with reflective tape, elasticated hem and cuffs for comfort, CCM embossed gros grain tape on shoulder/sleeves.

BODY /
INSIDE

Tricot mesh lining with zipper for post-embellishment access. Inner drop-in pocket with Velcro closure. Brushed fleece inside collar.

LOGO Strategically positioned embroidered CCM logo provides full front and back embellishment zones.

CONTENT 100% Polyester dobby, 145gsm, Film membrane, breathable 3000g/m²/24hr. Repels water and prevents static cling.

COLORS Black (12), True Navy (T9), Red (05), Team Royal (6C), Dark Heather Grey (4B)

4B
DARK
HEATHER
GREYT9
TRUE
NAVY05
RED6C
TEAM
ROYAL12
BLACK

[PN5315 / YT PN5315]

**LIGHTWEIGHT
RINK SUIT PANT**

SIZES	AD	S - 3XL	\$
	YT	2XS - XL	\$

Features an adjustable waistband with drawcord, zippered pockets, reflective tape at back yoke, auto-lock zipper at hem provides adjustable leg opening, CCM embossed gros grain tape at bottom leg opening.

BODY /
INSIDE

Tricot mesh and taffeta lining, exposed CCM jacquard elastic waistband.

LOGO Strategically positioned embroidered CCM logo.

CONTENT 100% Polyester dobby, 145gsm, Film membrane, breathable 3000g/m²/24hr. Repels water and prevents static cling.

COLORS Black (12), True Navy (T9), Red (05), Team Royal (6C), Dark Heather Grey (4B)

12
BLACKT9
TRUE
NAVY4B
DARK GREY
HEATHER

[J5318 / YT J5318]

**MID-WEIGHT
JACKET**

SIZES	AD	S - 3XL	\$
	YT	2XS - XL	\$

Features zippered side pockets, venting with reflective tape at back, elasticated hem and cuffs for comfort, CCM embossed gros grain tape on shoulder/sleeves.

BODY /
INSIDE

Polar fleece lining inside collar and body for added warmth, taffeta lining with 80gsm insulation in sleeves, zipper for post-embellishment access, inner drop-in pocket with Velcro closure.

LOGO Strategically positioned embroidered CCM logo provides full front and back embellishment zones.

CONTENT 100% Polyester dobby, 145gsm, film membrane, breathable 3000g/m²/24hr.

COLORS Black (12), True Navy (T9), Dark Heather Grey (4B)

12
BLACK4B
DARK GREY
HEATHER

[J5319]

**SOFTSHELL
JACKET**

SIZES	AD	XS - 3XL	\$
-------	----	----------	----

Designed to be flexible and durable, the Softshell Jacket can be worn alone or with the Fleece Base Layer. It features zippered side pockets, elastic binding at the cuff and a double-layer collar.

BODY /
INSIDE

ID label for easy identification.

LOGO Strategically positioned embroidered CCM logo provides full front and back embellishment zones.

CONTENT Bonded microfleece, 260gsm (water repellent and breathable)

COLORS Black (12), Dark Heather Grey (4B).

12
BLACKT9
TRUE
NAVY4B
DARK GREY
HEATHER

[J5320 / YT J5320]

WINTER JACKET

SIZES	AD	S - 3XL	\$
	YT	2XS - XL	\$

Seam to Seam post-embellishment zipper, zippered pockets, thick rib knit cuffs, reflective tape at back yoke, adjustable hem with bungee and cordlock, adjustable sleeve opening with velcro, detachable hood with zipper (SR only), CCM embossed gros grain tape on shoulder/sleeves.

BODY /
INSIDE

200gsm insulation (body/hood)
100gsm insulation (sleeves), microfleece inside collar, post-embellishment zipper, inner drop-in pocket with Velcro closure.

LOGO Strategically positioned embroidered CCM logo provides full front and back embellishment zones.

CONTENT 100% Polyester twill with grey film membrane, breathable 5000g/m²/24h, 136gsm

COLORS Black (12), True Navy (T9), Dark Heather Grey (4B)

12
BLACKT9
TRUE
NAVY19
CHARCOAL

[J4797 / YT J4797]

**TEAM QUILTED
WINTER JACKET**

SIZES	AD	S - 3XL	\$
	YT	2XS - XL	\$

Walk into the arena as a united front. The new Team Quilted Winter Jacket features external zippered pockets and a large embellishment zone. The interior zipper provides greater post-embellishment access. Inner drop-in pockets.

BODY /
INSIDE

200gsm Thinsulate insulation.

LOGO Strategically positioned embroidered CCM logo provides full front and back embellishment zones.

SHELL 100% polyester

COLORS Black (12), True Navy (T9), Charcoal (19)

12
BLACK19
CHARCOAL

[J5321 / YT J5321]

**QUILTED
JACKET**

SIZES	AD	S - 3XL	\$
	YT	2XS - XL	\$

Features zippered side pockets, collar and sleeves in stretch tech fleece, elasticated cuffs, drop tail.

BODY /
INSIDE

100gsm insulation (body)

LOGO Strategically positioned embroidered CCM logo provides full front and back embellishment zones.

CONTENT Body: 100% Recycled polyester taffeta ultrasonic bonding, 160gsm polyfill, 190gsm, 3000mm WR
Sleeve: 90poly/10spandex recycled tech fleece, moisture wicking, 255gsm

COLORS Black (12), Charcoal (19)

LOCKER ROOM FLEECE12
BLACKT9
TRUE
NAVY4B
DARK
HEATHER
GREY**NEW**

[FH03TA]

**PREMIUM TECH FLEECE
PULLOVER HOODIE**

SIZES	AD	XS - 2XL	\$
	YT	XS - XL	\$

BODY /
INSIDE

All new premium pullover tech fleece combines a lightweight insulator with a premium look and construction built to travel on and off the bus to the rink and gym featuring front pockets and brushed jersey lined hood.

LOGO CCM embroidery.

CONTENT 84% polyester/12% Rayon/4% spandex 300GSM

COLORS Black (12), True Navy (T9), Dark Heather Grey (4B)

4B
DARK GREY
HEATHERT9
TRUE
NAVY12
BLACK

[FQZ2TB]

PREMIUM TECH FLEECE 1/4 ZIP HOODIE

SIZES	AD	XS - 2XL	\$
	YT	XS - XL	\$

BODY /
INSIDE

Premium 1/4 zip tech fleece combines a light-weight insulator with a premium look and construction built to travel on and off the bus to the rink and gym featuring front pockets and brushed jersey lined hood.

LOGO CCM embroidery.

CONTENT 84% polyester/12% Rayon/4% spandex 300GSM

COLORS Black (12), True Navy (T9), Dark Heather Grey (4B)

12
BLACKT9
TRUE
NAVY4B
DARK
HEATHER
GREY

[FFZ2TA]

PREMIUM TECH FLEECE FULL ZIP HOODIE

SIZES	AD	XS - 2XL	\$
	YT	XS - XL	\$

BODY /
INSIDE

Premium full zip tech fleece combines a lightweight insulator with a premium look and construction combines a breathable soft feel with a modern design built to travel on and off the bus to the rink and gym featuring zippered pockets and brushed jersey lined hood.

LOGO CCM embroidery.

CONTENT 84% polyester/12% Rayon/4% spandex 300GSM

COLORS Black (12), True Navy (T9), Dark Heather Grey (4B)

12
BLACKT9
TRUE
NAVY4B
DARK
HEATHER
GREY

[FCR2TB]

PREMIUM TECH FLEECE CREW

SIZES	AD	XS - 2XL	\$
	YT	XS - XL	\$

BODY /
INSIDE

Premium tech fleece crew combines a lightweight insulator with a premium look and construction built to travel on and off the bus to the rink and gym.

LOGO CCM embroidery.

SHELL 84% polyester/12% Rayon/4% spandex 300GSM

COLORS Black (12), True Navy (T9), Dark Heather Grey (4B)

4B
DARK GREY
HEATHERT9
TRUE
NAVY12
BLACK

NEW

[PCP3TA]

PREMIUM TECH FLEECE CUFFED JOGGER

FIT	SLIM		
SIZES	AD	XS - 2XL	\$
	YT	XS - XL	\$

BODY /
INSIDE

All new premium tech fleece cuffed jogger combines a lightweight insulator with a premium look and construction built to travel on and off the bus to the rink and gym, featuring zippered side pockets with a silicone dipped waistband drawstring

LOGO CCM embroidery.

CONTENT 84% polyester/12% Rayon/4% spandex 300GSM

COLORS Black (12), True Navy (T9), Dark Heather Grey (4B)

4B
DARK
HEATHER
GREYT9
TRUE
NAVY12
BLACK

[PLP2TA]

PREMIUM TECH FLEECE TAPERED JOGGER

SIZES	AD	XS - 2XL	\$
	YT	XS - XL	\$

BODY /
INSIDE

premium tech fleece tapered jogger combines a lightweight insulator with a premium look and construction built to travel on and off the bus to the rink and gym, featuring zippered side pockets with a silicone dipped waistband drawstring

LOGO CCM embroidery.

CONTENT 84% polyester/12% Rayon/4% spandex 300GSM

COLORS Black (12), True Navy (T9), Dark Heather Grey (4B)



12
BLACK



T9
TRUE
NAVY



4B
DARK
HEATHER
GREY

[FH02TB]

TEAM FLEECE PULLOVER HOODIE

BODY /
INSIDE

Your new go-to favorite team fleece hoodie for every day. Soft cotton blend with a jersey lined hood featuring cross over front styling and drawcord. Stylized front pockets and fitted ribknit cuffs and bottom hem.

SIZES	AD	XS - 2XL	\$
	YT	XS - XL	\$

LOGO CCM embroidery.

CONTENT Solid Colors 70% cotton / 30% poly
Heather Grey 50% cotton / 50% poly

COLORS Black (12), True Navy (T9), Dark Heather Grey (4B)



12
BLACK



T9
TRUE
NAVY



4B
DARK
HEATHER
GREY

[PFP2TA]

TEAM FLEECE CUFFED JOGGER

BODY /
INSIDE

Made for chillin, these cuffed joggers, feature open side pockets, with an outer self fabric and inner CCM jacquard elastic waistband with drawcord.

SIZES	AD	XS - 2XL	\$
	YT	XS - XL	\$

LOGO CCM embroidery.

CONTENT Solid Colors 70% cotton / 30% poly
Heather Grey 50% cotton / 50% poly

COLORS Black (12), True Navy (T9), Dark Heather Grey (4B)



12
BLACK



T9
TRUE
NAVY



4B
DARK
HEATHER
GREY



05
RED

[F7512 / YT F7512]

TEAM FLEECE HOOD

BODY /
INSIDE

The hockey jersey-inspired neckline comes complete with a mesh-lined hood, debossed metal eyelets and skate lace drawcords with a hidden kangaroo-style pocket, designed to double as a full front embellishment zone. Fitted ribbed cuffs and waistband.

SIZES	AD	2XS - 2XL	\$
	YT	XS - XL	\$

LOGO Strategically positioned embroidered CCM logo to maximize embellishment area.

CONTENT Solid Colors 70% cotton / 30% poly
Heather Grey 50% cotton / 50% poly

COLORS Black (12), True Navy (T9), Dark Heather Grey (4B), Red (05)

TEAM TRAINING



12
BLACK



T9
TRUE
NAVY



4B
DARK
HEATHER
GREY

NEW

[JVT3TA]

MENS TRAINING VEST

BODY /
INSIDE

Light, warm, highly versatile insulation performs as a standalone or midlayer resists wind and light weather. Stretch fleece side panels aid ventilation and freedom fit with zippered side pockets.



FIT	SLIM		
SIZES	AD	S - 2XL	\$

LOGO CCM embroidery.

CONTENT 100% Ripstop Nylon, 75 GSM, Brushed tricot side panels.
Insulation 60 gsm

COLORS Black (12), True Navy (T9), Dark Heather Grey (4B)

12
BLACKT9
TRUE
NAVY19
CARBON

NEW

[JWB3TA]

MENS
WIND TRAINERBODY /
INSIDE

Superlight, packable, ultra-minimalist training shell to deliver maximum performance for the least possible weight. Pocket reverses to pack entire jackets into the pocket and attach with cantilever when on the go.

FIT SLIM

SIZES AD S - 2XL \$

LOGO CCM print.

CONTENT 100% Ripstop Nylon, 75 GSM
Insulation 60 gsm

COLORS Black (12), True Navy (T9), Carbon (19)

T9
TRUE
NAVY12
BLACK4B
DARK
HEATHER
GREY08
ROYAL
BLUE97
SEAFOAM

NEW

[TSS3TA]

SHORT SLEEVE PREMIUM
TRAINING TEEBODY /
INSIDE

Premium short sleeve crewneck training tee made from a soft knit fabric with engineered mesh ventilation, strategically placed where breathability is needed most.

FIT SLIM

SIZES AD S - 2XL \$
YT S - XL \$

LOGO CCM print.

CONTENT 100% Nylon, 160GSM, Circular knit

COLORS Black (12), True Navy (T9), Dark Heather Grey (4B),
Royal Blue (08), Seafoam (97)T9
TRUE
NAVY12
BLACK4B
DARK
HEATHER
GREY08
ROYAL
BLUE97
SEAFOAM

NEW

[TLS3TA]

LONG SLEEVE PREMIUM
TRAINING TEEBODY /
INSIDE

Premium long sleeve crewneck training tee made from a soft knit fabric with engineered mesh ventilation, strategically placed where breathability is needed most.

FIT SLIM

SIZES AD XS - 2XL \$

LOGO CCM print.

CONTENT 100% Nylon, 160GSM, Circular knit

COLORS Black (12), True Navy (T9), Dark Heather Grey (4B),
Royal Blue (08), Seafoam (97)12
BLACKT9
TRUE
NAVY4B
DARK
HEATHER
GREY

NEW

[TLS3TB]

LONG SLEEVE PREMIUM
TRAINING HOODIEBODY /
INSIDE

Premium long sleeve training hoodie made with 99.9% pure metallic silver fiber containing active antimicrobial properties built in to inhibit the growth of bacteria which keeps the shirt smelling fresher for longer.

FIT SLIM

SIZES AD S - 2XL \$
YT S - XL \$

LOGO CCM print.

CONTENT 93% Polyester / 5% Spandex / 2% Silver (x-static),
160GSM

COLORS Black (12), True Navy (T9), Dark Heather Grey (4B)



12
BLACK



T9
TRUE
NAVY



19
CHARCOAL



08
ROYAL BLUE

NEW

[SWV3TA]
**2 IN 1
SHORT**

BODY /
INSIDE

Ventilated with moisture-wicking technology with zippered side pockets. Premium exposed CCM jacquard elastic at the back with an adjustable waistband with drawcord and zippered side pockets. 7" Legging, 6" Short.



SIZES AD S - 2XL \$

LOGO CCM rubber print logo.

CONTENT Outer short: 100% polyester woven fabric
Inner short: 86% polyester / 14% Spandex
with moisture wicking, 200gsm

COLORS Black (12), True Navy (T9), Charcoal (19), Royal Blue (08)



12
BLACK



T9
TRUE
NAVY



4B
DARK
HEATHER
GREY

[TSS2RA]

**SHORT SLEEVE PREMIUM
TRAINING TEE**

BODY /
INSIDE

Premium technical training tee with breathable mesh inserts and Tactical Dry® technology designed with a raglan sleeve providing more mobility for your hockey resistance training workouts.



SIZES AD S - 2XL \$
YT S - XL \$

LOGO CCM silicone print.

CONTENT 88% Recycled polyester/12% Spandex, 190gsm

COLORS Black (12), True Navy (T9), Dark Heather Grey (4B)

4B
DARK GREY
HEATHER



T9
TRUE
NAVY



12
BLACK

[TLS2RA]

**LONG SLEEVE PREMIUM
TRAINING TEE**

BODY /
INSIDE

The long sleeve version of the Premium technical training tee with breathable mesh inserts and Tactical Dry® technology designed with a raglan sleeve providing more mobility for your hockey resistance training workouts.



SIZES AD S - 2XL \$
YT S - XL \$

LOGO CCM silicone print.

CONTENT 88% Recycled polyester/12% Spandex, 190gsm

COLORS Black (12), True Navy (T9), Dark Heather Grey (4B)

12
BLACK



T9
TRUE
NAVY



4B
DARK
HEATHER
GREY

[THZ2RA]

**HALF ZIP PREMIUM
TRAINING TEE**

BODY /
INSIDE

The half zip version of the Premium technical training tee with breathable mesh inserts and Tactical Dry® technology designed with a raglan sleeve providing more mobility for your hockey resistance training workouts.



SIZES AD S - 2XL \$
YT S - XL \$

LOGO CCM 3D silicone print.

CONTENT 88% Recycled polyester / 12% Spandex, 190gsm

COLORS Black (12), True Navy (T9), Dark Heather Grey (4B)

12
BLACKT9
TRUE
NAVY19
CHARCOAL

[SWV3RB]

TEAM
WOVEN SHORTBODY /
INSIDE

Lightweight and quick-drying, made for training and every day with moisture-wicking technology and mesh side panels to keep you dry. Premium exposed CCM jacquard elastic at the back with an adjustable waistband with drawcord and zipped side pockets. 7" inseam length.



SIZES	AD	S - 2XL	\$
	YT	S - XL	\$

LOGO CCM reflective rubber print logo.

CONTENT 100% polyester woven fabric.

COLORS Black (12), True Navy (T9), Charcoal (19)

12
BLACKT9
TRUE
NAVY4B
DARK
HEATHER
GREY

[SKN3RA]

TEAM
TRAINING SHORTBODY /
INSIDE

Featuring an exposed CCM jacquard elastic waistband with adjustable drawcord and open side pockets, the team training short makes training day the best day. 7" inseam length.



SIZES	AD	XS - 2XL	\$
	YT	XS - XL	\$

LOGO CCM heat transfer logo.

CONTENT 93% polyester / 7% Spandex jersey with moisture wicking, 210gsm

COLORS Black (12), True Navy (T9), Dark Heather Grey (4B)

12
BLACK01
WHITET9
TRUE
NAVY9L
GREY

[HSL2RA] NEW COLORS

TEAM PERFORATED
TRAINING CAP

BODY

Lightweight, incredibly breathable structured front panel with perforated back and hook and loop closure.

LOGO

CCM embroidery logo.

SIZES	AD	OSFA	\$
	YT	OSFA	\$

CONTENT 54% Polyester / 46% Cotton

OTHER MOQ 6 units (same sizes / color)

COLORS Black (12), White (01), True Navy (T9), Grey (9L)

TEAM APPAREL AND HEADWARE

12
BLACK05
REDT9
TRUE
NAVY4B
DARK
HEATHER
GREY

NEW

[PSS3TA]

FITTED POLO

BODY /
INSIDE

The fitted polo, made by permanently bonding 99.9% pure metallic silver to the surface of a fiber containing active antimicrobial properties built in to inhibit the growth of bacteria which keeps the shirt smelling fresher for longer.

LOGO CCM print.

CONTENT 93% Polyester / 5% Spandex / 2% Silver (x-static), 160GSM

COLORS Black (12), True Navy (T9), Red (05), Dark Heather Grey (4B)



4B
DARK
HEATHER
GREY



4G
HEATHER
BLACK



5C
HEATHER
NAVY

NEW
[PSS3TB]
**RELAXED FIT
POLO**

BODY /
INSIDE

The relaxed fit polo, made by permanently bonding 99.9% pure metallic silver to the surface of a fiber containing active antimicrobial properties built in to inhibit the growth of bacteria which keeps the shirt smelling fresher for longer

SIZES	AD	XS - 2XL	\$
	YT	S - XL	\$

LOGO CCM print.

SHELL 98% Polyester / 2% Silver (x-static), 160GSM

COLORS Dark Heather Grey (4B), Heather Black (4G), Heather Navy (5C)



12
BLACK



05
RED



T9
TRUE
NAVY



U6
ATHLETIC
GREY

[TSS2TA]
**TEAM PREMIUM
ESSENTIAL TEE**

BODY /
INSIDE

Where style and comfort collide. The essential team tee is blends lightweight and soft for that perfect everyday comfortable fit.

SIZES	AD	S - 2XL	\$
	YT	XS - XL	\$

LOGO Printed CCM logo

CONTENT 50% polyester / 25% cotton / 25% rayon

COLORS Black (12), True Navy (T9), Red (05), Athletic Grey (U6)



12
BLACK



T9
TRUE
NAVY



19
CARBON

NEW
[HSL3TA]
**TEAM SLOUCH
ADJUSTABLE**

BODY

Relaxed slouch fit with self fabric closure with adjustable metal buckle.

LOGO CCM embroidery.

SIZES	AD	OSFA	\$
	YT	OSFA	\$

CONTENT 100% cotton

OTHER MOQ 6 units (same sizes / color)

COLORS Black (12), True Navy (T9), Carbon (19)



12
BLACK



T9
TRUE
NAVY



19
CARBON

NEW
[HFB3TA]
**TEAM FLATBRIM
SNAPBACK CAP**

BODY

Clean design with embroidered CCM logo on the side.

LOGO CCM embroidery.

SIZES	AD	OSFA	\$
	YT	OSFA	\$

CONTENT 100% Recycled polyester

OTHER MOQ 6 units (same sizes / color)

COLORS Black (12), True Navy (T9), Carbon (19)



12
BLACK



T9
TRUE
NAVY



19
CARBON

NEW
[HFX3TA]
**TEAM TRAINING
FLEX CAP**

BODY

Lightweight structured flex silhouette.

LOGO CCM embroidery.

SIZES	AD	S/M, L/XL	\$
	YT	OSFA	\$

CONTENT 98% Organic cotton / 2% Spandex

OTHER MOQ 6 units (same sizes / color)

COLORS Black (12), True Navy (T9), Carbon (19)

12
BLACKT9
TRUE
NAVY19
CARBON

NEW

[HLW3TA]

TEAM LOW PROFILE ADJUSTABLE

SIZES	AD	S/M, L/XL	\$
	YT	OSFA	\$

BODY Low profile silhouette with adjustable snap closure.

CONTENT 100% Recycled Polyester

OTHER MOQ 6 units (same sizes / color)

COLORS Black (12), True Navy (T9), Carbon (19)

12
BLACK05
REDT9
TRUE
NAVY4B
DARK
HEATHER
GREY[HTR2TA] **NEW COLORS**

TEAM MESHBACK TRUCKER

SIZES	AD	OSFA	\$
	YT	OSFA	\$

BODY Structured cotton front panel, with breathable mesh back panel and adjustable snap closure.

CONTENT 54% Polyester / 46% Cotton

OTHER MOQ 6 units (same sizes / color)

COLORS Black (12), True Navy (T9), Dark Heather Grey (4B), Red (05)

12
BLACKT9
TRUE
NAVY4B
DARK
HEATHER
GREYY5
DARK
BLUE05
RED

NEW

[HPM3TA]

TEAM POM KNIT WITH FLEECE LINER

SIZES	AD	OSFA	\$
	YT	OSFA	\$

BODY Cuffed knit with knitted stripe, a soft polar fleece lining, CCM embroidered logo and topped with a chunky pom.

CONTENT 100% Acrylic Liner: 90% Poly / 10% Wool

OTHER MOQ 6 units (same sizes / color)

COLORS Black (12), True Navy (T9), Dark Heather Grey (4B), Dark Blue (Y5), Red (05)

12
BLACKT9
TRUE
NAVY4B
DARK
HEATHER
GREYY5
DARK
BLUE

NEW

[HPM3TB]

TEAM POM KNIT

SIZES	AD	OSFA	\$
	YT	OSFA	\$

BODY Cuffed knit with shaker rib, embroidered logo and topped with a chunky pom.

CONTENT 100% Acrylic

OTHER MOQ 6 units (same sizes / color)

COLORS Black (12), True Navy (T9), Dark Heather Grey (4B), Dark Blue (Y5)

12
BLACKT9
TRUE
NAVY4B
DARK
HEATHER
GREYY5
DARK
BLUE

NEW

[HCB3TA]

TEAM CUFFED BEANIE

SIZES	AD	OSFA	\$
	YT	OSFA	\$

BODY Cuffed beanie with shaker rib, CCM logo on woven label.

CONTENT 100% Acrylic

OTHER MOQ 6 units (same sizes / color)

COLORS Black (12), True Navy (T9), Dark Heather Grey (4B), Dark Blue (Y5)

WOMEN'S TEAM APPAREL

12
BLACK



[JWN2TA]

WOMEN'S WINTER JACKET



SIZES WM S - XL \$

BODY /
INSIDE

Women's fit with seam to seam post-embellishment zipper. Features zippered pockets, thick rib knit cuffs, reflective tape at back yoke, adjustable hem with bungee and cordlock, adjustable sleeve opening with vel-cro, detachable hood with zipper, CCM em-bossed gros grain tape on shoulder/sleeves.

Microfleece inside collar, zipper for post-embellishment access, inner drop-in pocket with Velcro closure.

LOGO

Embroidered CCM logo provides full front and back embellishment zones.

CONTENT

100% Polyester twill with grey film membrane, breathable 5000G/M2/24H, 136GSM 200gsm insulation (body/hood), 100gsm in-sulation (sleeves)

COLORS

Black (12)

T9
TRUE
NAVY



4B
DARK
HEATHER
GREY



12
BLACK

[FHO2TC]

PREMIUM WOMEN'S TECH FLEECE HOODIE

SIZES WM XS - XL \$

BODY /
INSIDE

All new premium techfleece pullover hoodie combines a breathable soft feel with a modern design built to travel on and off the bus to the rink and gym featuring front pockets and brushed jersey lined hood.

LOGO

CCM embroidery on top right shoulder provides team embellishment area.

CONTENT

84% polyester/12% Rayon/4% spandex 300GSM

COLORS

Black (12), True Navy (T9), Dark Heather Grey (4B)

T9
TRUE
NAVY



4B
DARK
HEATHER
GREY



12
BLACK

[PFP2TB]

PREMIUM WOMEN'S TECH FLEECE JOGGER

SIZES WM XS - XL \$

BODY /
INSIDE

All new premium techfleece jogger combines a breathable soft feel with a modern design built to travel on and off the bus to the rink and gym, featuring zippered side pockets with a silicone dipped waistband drawstring

LOGO

CCM embroidery on top right shoulder provides team embellishment area.

CONTENT

84% polyester/12% Rayon/4% spandex 300GSM

COLORS

Black (12), True Navy (T9), Dark Heather Grey (4B)



12
BLACKT9
TRUE
NAVY

NEW

[TSS3TB]

WOMEN'S CREW NECK TEE

SIZES WM XS - XL \$

LOGO CCM print.

CONTENT 50% Polyester/25% Cotton/25% Rayon, 152GSM

COLORS Black (12), True Navy (T9)

BODY /
INSIDE

Your favorite go to tee, with soft lightweight fabric to keep you cool, every day, everywhere.

4B
DARK GREY
HEATHERT9
TRUE
NAVY12
BLACK

[TSS2RB]

SHORT SLEEVE PREMIUM TRAINING TEE



SIZES WM XS - XL \$

LOGO CCM 3D silicone print.

CONTENT 88% Recycled polyester/12% Spandex, 190gsm

COLORS Black (12), True Navy (T9), Dark Heather Grey (4B)

BODY /
INSIDE

Premium technical training tee with breath-able mesh inserts and Tactical Dry® technology designed to provide more mobility for your hockey resistance training workouts.

12
BLACK4B
DARK GREY
HEATHER

[SKN2RA]

WOMEN'S TRAINING SHORT



SIZES WM XS - XL \$

LOGO CCM 3D silicone print.

CONTENT 100% Polyester tricot 150g

COLORS Black (12), Dark Heather Grey (4B)

BODY /
INSIDE

Featuring an exposed CCM jacquard elastic waistband with adjustable drawcord and open side pockets, the team training short makes training day the best day.

APPAREL AND CAPS: SPRING: UNBLEACHED, SAND, LAVENDER
FALL: BLACK, MAJOR BROWN, VINTAGE BLUE, CHARCOALBEANIE AND TUQUES:
ALL COLORS ARE FOR FALL

BRANDED CORE

3M
VINTAGE
BLUE158
UNBLEACHED159
SAND19
CHARCOAL160
LAVENDER161
MAJOR
BROWN12
BLACK

NEW

[TSS3CA]

CORE SHORT SLEEVE TEE

SIZES AD S - 2XL \$
YT S - XL \$

LOGO Soft hand screen-printed CCM logo.

CONTENT 95% Cotton / 5% Spandex

COLORS Unbleached (158), Sand (159), Charcoal (19),
Vintage Blue (3M), Major Brown (161),
Lavender (160), Black (12)BODY /
INSIDE

ComfortX Classic. This wardrobe staple short sleeve tee blends cottony soft fabric with a touch of spandex for stretch and shape retention.

3M
VINTAGE
BLUE



158 UNBLEACHED
159 SAND
19 CHARCOAL
160 LAVENDER
161 MAJOR BROWN
12 BLACK

NEW
[TLS3CA]
**CORE LONG
SLEEVE TEE**

BODY /
INSIDE

Comfort X Classic. This wardrobe staple long sleeve tee blends cottony soft fabric with a touch of spandex for stretch and shape retention.

SIZES	AD	S - 2XL	\$
	YT	S - XL	\$

LOGO Soft hand screen-printed CCM logo.

CONTENT 95% Cotton / 5% Spandex

COLORS Unbleached (158), Sand (159), Charcoal (19), Vintage Blue (3M), Major Brown (161), Black (12)

3M
VINTAGE
BLUE



158 UNBLEACHED
159 SAND
19 CHARCOAL
160 LAVENDER
161 MAJOR BROWN
12 BLACK

NEW
[FHO3CA]
**CORE PULLOVER
HOODIE**

BODY /
INSIDE

Super soft wash, naturally breathable fabric makes this hoodie your new favorite. Soft ribbing at cuffs and hem with a kangaroo pocket and lined hood.

SIZES	AD	S - 2XL	\$
	YT	S - XL	\$

LOGO CCM embroidery.

CONTENT 80% Cotton / 20% Polyester

COLORS Unbleached (158), Sand (159), Charcoal (19), Vintage Blue (3M), Major Brown (161), Lavender (160), Black (12)

3M
VINTAGE
BLUE



158 UNBLEACHED
159 SAND
19 CHARCOAL
160 LAVENDER
161 MAJOR BROWN
12 BLACK

NEW
[FCR3CA]
**CORE
FLEECE CREW**

BODY /
INSIDE

Super soft wash, naturally breathable fabric makes this crew great for everyday and everywhere. Soft ribbing at cuffs and hem with a kangaroo pocket and lined hood.

SIZES	AD	S - 2XL	\$
	YT	S - XL	\$

LOGO CCM embroidery.

CONTENT 80% Cotton / 20% Polyester

COLORS Unbleached (158), Sand (159), Charcoal (19), Vintage Blue (3M), Major Brown (161), Lavender (160), Black (12)

3M
VINTAGE
BLUE



158 UNBLEACHED
159 SAND
19 CHARCOAL
161 MAJOR BROWN
12 BLACK

NEW
[PFC3CA]
**CORE FLEECE
CUFFED JOGGER**

BODY /
INSIDE

From workout to hang out these naturally breathable joggers make your basics the best. Super soft wash cotton fleece for comfort and style with functional side pockets.

SIZES	AD	S - 2XL	\$
	YT	S - XL	\$

LOGO CCM embroidery.

CONTENT 80% Cotton / 20% Polyester

COLORS Unbleached (158), Sand (159), Charcoal (19), Vintage Blue (3M), Major Brown (161), Black (12)

3M
VINTAGE
BLUE158
UNBLEACHED159
SAND19
CHARCOAL161
MAJOR
BROWN12
BLACK

NEW

[SFC3CA]

CORE
FLEECE SHORT

SIZES	AD	S - 2XL	\$
YT		S - XL	\$

BODY /
INSIDE

From workout to hang out these naturally breathable 7" shorts make the best basics. Super soft wash cotton fleece for comfort and style.

LOGO CCM embroidery

CONTENT 80% Cotton / 20% Polyester

COLORS Unbleached (158), Sand (159), Charcoal (19), Vintage Blue (3M), Major Brown (161), Black (12)

APPAREL AND CAPS: SPRING: UNBLEACHED, SAND, LAVENDER
FALL: BLACK, MAJOR BROWN, VINTAGE BLUE, CHARCOAL

BEANIE AND TUQUES:
ALL COLORS ARE FOR FALL

WOMEN'S BRANDED CORE

3M
VINTAGE
BLUE158
UNBLEACHED159
SAND160
LAVENDER

NEW

[TSS3CB]

WOMENS CORE
SHORT SLEEVE TEE

SIZES	WM	XS - XL	\$
-------	----	---------	----

BODY /
INSIDE

Comfort X Classic. This wardrobe staple short sleeve tee blends cottony soft fabric with a touch of spandex for stretch and shape retention.

LOGO Soft hand screen-printed CCM logo.

CONTENT 95% Cotton / 5% Spandex

COLORS Unbleached (158), Sand (159), Vintage Blue (3M), Lavender (160)

3M
VINTAGE
BLUE158
UNBLEACHED159
SAND160
LAVENDER

NEW

[FH03CB]

WOMEN'S CORE
PULLOVER HOODIE

SIZES	WM	XS - XL	\$
-------	----	---------	----

BODY /
INSIDE

Super soft wash, naturally breathable fabric makes this hoodie your new favorite. Soft ribbing at cuffs and hem with a kangaroo pocket and lined hood.

LOGO CCM embroidery

CONTENT 80% Cotton / 20% Polyester

COLORS Unbleached (158), Sand (159), Vintage Blue (3M), Lavender (160), Black (12)

3M
VINTAGE
BLUE158
UNBLEACHED159
SAND160
LAVENDER

NEW

[PFC3CB]

WOMEN'S CORE
FLEECE CUFFED JOGGER

SIZES	WM	XS - XL	\$
-------	----	---------	----

BODY /
INSIDE

From workout to hang out these naturally breathable joggers make your basics the best. Super soft wash cotton fleece for comfort and style with functional side pockets.

LOGO CCM Embroidery

CONTENT 80% Cotton / 20% Polyester

COLORS Unbleached (158), Sand (159), Vintage Blue (3M), Lavender (160), Black (12)

CORE HEADWEAR AND ACCESSORIES



3M
VINTAGE
BLUE

NEW
[HTR3CA]
**CORE MESHBACK
TRUCKER**

158 UNBLEACHED
159 SAND
19 CHARCOAL
161 MAJOR BROWN
12 BLACK

BODY Structured cotton front panel, with breathable mesh back panel and adjustable snap closure.

LOGO CCM Raised Embroidery.

SIZES	AD	OSFA	\$
	YT	OSFA	\$

CONTENT	100% Cotton		
OTHER	MOQ 6 units (same sizes / color)		
COLORS	Unbleached (158), Sand (159), Charcoal (19), Vintage Blue (3M), Major Brown (161), Black (12)		



3M
VINTAGE
BLUE

NEW
[HSL3CA]
**CORE SLOUCH
ADJUSTABLE**

158 UNBLEACHED
159 SAND
19 CHARCOAL
160 LAVENDER
161 MAJOR BROWN
12 BLACK

BODY Relaxed slouch fit with self fabric closure with adjustable metal buckle.

LOGO CCM Raised Embroidery.

SIZES	AD	OSFA	\$
	YT	OSFA	\$

CONTENT	100% Cotton		
OTHER	MOQ 6 units (same sizes / color)		
COLORS	Unbleached (158), Sand (159), Charcoal (19), Vintage Blue (3M), Major Brown (161), Lavender (160), Black (12)		



3M
VINTAGE
BLUE

NEW
[HST3CA]
**CORE STRUCTURED
ADJUSTABLE**


158 UNBLEACHED
159 SAND
19 CHARCOAL
160 LAVENDER
161 MAJOR BROWN
12 BLACK

BODY Structured cotton front panel, with self fabric closure with adjustable metal buckle.

LOGO CCM Raised Embroidery.

SIZES	AD	OSFA	\$
	YT	OSFA	\$

CONTENT	100% Cotton		
OTHER	MOQ 6 units (same sizes / color)		
COLORS	Unbleached (158), Sand (159), Charcoal (19), Vintage Blue (3M), Major Brown (161), Lavender (160), Black (12)		



3M
VINTAGE
BLUE

NEW
[HPM3CA]
**CORE
POM KNIT**

158 UNBLEACHED
159 SAND
19 CHARCOAL
160 LAVENDER
161 MAJOR BROWN
12 BLACK

BODY Jacquard knit stripes with a soft polar fleece lining and a fine fringe pom.

LOGO CCM jacquard logo.

SIZES	AD	OSFA	\$
	YT	OSFA	\$

CONTENT	50% Merino Wool / 50% Acrylic		
OTHER	MOQ 6 units (same sizes / color)		
COLORS	Unbleached (158), Sand (159), Charcoal (19), Vintage Blue (3M), Major Brown (161), Lavender (160), Black (12)		

3M
VINTAGE
BLUE158
UNBLEACHED159
SAND19
CHARCOAL160
LAVENDER161
MAJOR
BROWN12
BLACK

NEW

[HBW3CA]

CORE WATCHMAN BEANIE

BODY

The shallow-fit Chunky-Knit Watchman Beanie brings low-profile, dockworker style wherever your cold-weather adventures lead.

LOGO

CCM Embroidered Woven patch.

SIZES	AD	OSFA	\$
	YT	OSFA	\$

CONTENT 50% Merino Wool / 50% Acrylic

OTHER MOQ 6 units (same sizes / color)

COLORS Unbleached (158), Sand (159), Charcoal (19),
Vintage Blue (3M), Major Brown (161),
Lavender (160), Black (12)



[SS3756]

SHOWER SANDAL

BODY

Made from lightweight EVA foam in the soles for unparalleled comfort, this quick-dry shower sandal was designed to wear in the locker room.

LOGO

Printed CCM logo.

SIZES AD S(7), M(9), L(11), XL(13) \$

CONTENT Upper 100% polyester / Sole EVA foam

OTHER MOQ 6 units (same sizes / color)

COLOR Black (12)

12
BLACK

[EB6425]

TEAM DRY BAG

BODY

A stylish drawstring bag ideal to store your belongings and stay trendy. Just add your team logo.

LOGO

Printed CCM logo.

SIZES OSFA \$

CONTENT 100% PU

COLOR Black (12)





NEW

[B490W18]

CCM 490 PLAYER

WHEELED BACKPACK

SIZES 18" L X 28" H X 15" W
(VOLUME: 7,956 INCH³) \$

MATERIALS	Heavy-duty water-resistant pro tarpaulin & 840D ripstop polyester reinforced along the bottom with tarpaulin fabric.	HANDLES	Retractable pull handle.
WHEELS	All-terrain wheels.	ACCESSORIES	Player ID pocket.
COMPARTMENTS	One main compartment with skate pockets at the sides and an accessory pocket at the front.	LOGO	Oversized chrome CCM logo
BACKING	2 padded and reinforced backpack straps with stick holder slot.	COLORS	Black



NEW

[B480W36] [B480W32]

CCM 480 PLAYER ELITE

WHEELED BAG

SIZES 36" L X 20" H X 20" W
(VOLUME: 11,600 INCH³) \$
32" L X 18" H X 18" W
(VOLUME: 8,695 INCH³) \$

MATERIALS	Heavy-duty water-resistant pro tarpaulin & 840D ripstop polyester reinforced along the bottom with tarpaulin fabric.	HANDLES	Wide mesh laundry pocket with zipper.
WHEELS	All-terrain wheels with inner L bracket for additional support.	ACCESSORIES	Accessory pocket inside / Player ID pocket
COMPARTMENTS	One main compartment with additional accessory pocket at end.	LOGO	Oversized chrome CCM logo
BACKING	Retractable pull handle and webbed side handles with non-slip silicone grip.	COLORS	Black



NEW

[B45036] [B45032]

CCM 450 PLAYER ELITE

CARRY BAG

SIZES 36" L X 20" H X 20" W
(VOLUME: 11,600 INCH³) \$
32" L X 18" H X 18" W
(VOLUME: 8,695 INCH³) \$

MATERIALS	Heavy-duty water-resistant pro tarpaulin construction.	ACCESSORIES	Accessory pocket inside / Player ID pocket
COMPARTMENTS	One main compartment with additional accessory pocket at end.	LOGO	Oversized chrome CCM logo
HANDLES	Reinforced webbed side handles with non-slip silicone grip + end handles.	COLORS	Black
INTERNAL	Wide mesh laundry pocket with zipper.		



NEW

[B470W36] [B470W32]

CCM 470 PLAYER PREMIUM

WHEELED BAG

SIZES 36" L X 20" H X 20" W
(VOLUME: 11,600 INCH³) \$
32" L X 18" H X 18" W
(VOLUME: 8,695 INCH³) \$

MATERIALS	Combination of 840D & 600D polyester reinforced along the bottom with tarpaulin fabric.	INTERNAL	Wide mesh laundry pocket with zipper.
WHEELS	All-terrain wheels.	ACCESSORIES	Accessory pocket inside / Player ID pocket
COMPARTMENTS	One main compartment with additional accessory pocket at end.	COLORS	Black
HANDLES	Reinforced webbed side and end handles.		



NEW

[B44036] [B44032]

CCM 440 PLAYER PREMIUM CARRY BAG

SIZES	36" LX 20" H X 20" W (VOLUME: 11,600 INCH ³)	\$
	32" LX 18" H X 18" W (VOLUME: 8,695 INCH ³)	\$

MATERIALS	Combination of 840D & 600D polyester reinforced along the bottom with tarpaulin fabric.	ACCESSORIES	Wide mesh laundry pocket with zipper.
COMPARTMENTS	One main compartment with additional accessory pocket at end.	LOGO	Accessory pocket inside / Player ID pocket
HANDLES	Reinforced webbed side and end handles.	COLORS	Black



NEW

[B420W36] [B420W32]

CCM 420 PLAYER BASIC WHEELED BAG

SIZES	36" LX 20" H X 20" W (VOLUME: 11,600 INCH ³)	\$
	32" LX 18" H X 18" W (VOLUME: 8,695 INCH ³)	\$

MATERIALS	600D polyester construction.	LOGO	Oversized screen-printed CCM Logo.
WHEELS	All-terrain wheels.	COLORS	Black
HANDLES	2" webbed handles.		



NEW

[B41036] [B41032] [B41024]

CCM 410 PLAYER BASIC CARRY BAG

SIZES	36" LX 20" H X 20" W (VOLUME: 11,600 INCH ³)	\$
	32" LX 18" H X 18" W (VOLUME: 8,695 INCH ³)	\$
	24" LX 16" H X 16" W (VOLUME: 4,800 INCH ³)	\$

MATERIALS	600D polyester construction.	LOGO	Oversized screen-printed CCM Logo.
HANDLES	2" webbed handles.	COLORS	Black

BLACK/
WHITE

NAVY/WHITE



BLACK/RED

[BTPRO32] [BTPRO30]

PRO TEAM BAG

SIZES	32" LX 20" H X 15" W (VOLUME: 9,600 INCH ³)	\$
	30" LX 18" H X 15" W (VOLUME: 8,100 INCH ³)	\$

MATERIALS	Pro heavy-duty water-resistant tarpaulin.	ACCESSORIES	Internal mesh accessory pocket with zipper / Player ID pocket
EXTERIOR	Both side panels blank so you can proudly display your team logo.	COLORS	Black/White, Navy/White, Black/Red
HANDLES	Reinforced webbed side and end handles.		



[BTCORE32]

PRO CORE BAG
SIZES 32" L X 20" H X 15" W \$
 (VOLUME: 9,600 INCH³)

MATERIALS	Pro-quality 600D polyester construction.	HANDLES	Reinforced webbed handles at each end.
COMPARTMENTS	2 large internal accessory pockets.	ACCESSORIES	Player ID pocket
EXTERIOR	One removable side panel so you can proudly display your team logo.	COLORS	Black, Navy, Red



[BSPPRO24]

TEAM SPORT BAG
SIZES 24" L X 14" H X 14" W \$
 (VOLUME: 4,704 INCH³)

MATERIALS	Pro heavy-duty water-resistant tarpaulin.	HANDLES	Reinforced webbed straps with adjustable and removable shoulder strap.
COMPARTMENTS	Oversized end pockets.	ACCESSORIES	Player ID pocket
EXTERIOR	Back panel blank so you can proudly display your team logo.	COLORS	Black

**NEW**

[BSPORT]

SPORT BAG
SIZES 24" L X 13" H X 12" W \$
 (VOLUME: 3,744 INCH³)

MATERIALS	600D polyester construction.	ACCESSORIES	Player ID pocket
COMPARTMENTS	One main compartment + oversized end pockets.	COLORS	Black
HANDLES	Webbed handle with padded Uni-Grip + removable and adjustable shoulder strap.		

**NEW**

[BPREMBP]

PREMIUM BACKPACK
SIZES 13" W X 19" H X 6.5" D \$

MATERIALS	Premium tarpaulin & 840D ripstop polyester construction.	EXTERIOR	Large front panel blank so you can proudly display your team logo.
COMPARTMENTS	Spacious main compartment + padded side laptop pocket + accessory pocket.	ACCESSORIES	Padded straps and back.
ACCESSORIES	Internal mesh accessory pocket with zipper + two side water bottle pockets	COLORS	Black

**NEW**

[BTMBP18]

TEAM BACKPACK
SIZES 12" W X 19" H X 7.5" D \$

MATERIALS	600D ripstop polyester construction.	HANDLE	Padded straps and back.
COMPARTMENTS	Spacious main compartment + accessory pockets.	LOGO	Front panel blank so you can proudly display your team logo.
INTERIOR	Padded laptop sleeve.	COLORS	Black



NEW

[BSHOWR]

SHOWER BAG

SIZES 10.75" L X 4.5" H X 5" W \$

MATERIALS Pro heavy-duty water-resistant tarpaulin.

COLORS Black

COMPARTMENTS Mesh pocket inside.



NEW

[BPUCKD]

DELUXE PUCK BAG

SIZES 11" L X 13" H X 9" W \$

MATERIALS 1680D polyester construction with foam-insulated liner.

HANDLES Adjustable & removable strap with non-slip foam pad.

COMPARTMENTS Holds approximately 60 pucks.

COLORS Black



NEW

[BPUCK10]

PUCK BAG

SIZES 10" L X 10" H X 10" W \$

MATERIALS 600D polyester construction.

HANDLES Adjustable & removable shoulder strap with non-slip pad.

COMPARTMENTS Wide zipper opening.

COLORS Black



NEW

[BTMSTW]

TEAM WHEELED STICK BAG

SIZES 77" L X 10" H X 15" W \$

MATERIALS Heavy-duty water-resistant tarpaulin.

HANDLES Easy-to-carry strap.

WHEELS All-terrain wheels.

COLORS Black

COMPARTMENTS Holds 70+ player sticks.



NEW

[BSTICK]

STICK BAG

SIZES 71" L X 14.5" H \$

MATERIALS Heavy-duty polyester.

HANDLES Easy-to-carry strap.

COMPARTMENTS Holds 2 sticks.

COLORS Black