



CCM

23 | TEAM
CATALOGUE

TRUST THE CODE

THE ROAD TO THE NEXT LEVEL NEVER ENDS, SO YOU ARE CONSTANTLY PUSHING YOURSELF TO BE STRONGER, FASTER AND SMARTER THAN YOUR OPPONENTS - FROM EARLY MORNINGS TO LATE NIGHTS ON THE ICE, YOU NEVER STOP.

FOR OVER 120 YEARS, CCM HAS LIVED BY THE SAME CODE: ALL OUT. ALL THE TIME. WE CONSTANTLY PUSH OURSELVES TO CREATE MORE EFFECTIVE DESIGNS, DO MORE TESTING, AND SPEND MORE HOURS COLLABORATING ON AND OFF THE ICE WITH THE BEST IN THE WORLD; BECAUSE WE'RE OBSESSED WITH CREATING GEAR THAT WILL GIVE YOU THE CONFIDENCE TO GO ALL OUT.

PURSUE

THE

NEXT

LEVEL.

WEBSITE
CCMHOCKEY.COM

TO START YOUR B2B ONLINE SHOPPING, GO TO

WWW.GO2CCMHOCKEY.COM AND CLICK ON "REQUEST LOGIN".

FIND US ON
**SOCIAL
MEDIA**



CCMHOCKEY



@CCMHOCKEY



CCMHOCKEY



@CCM.HOCKEY



CCMHOCKEY

HEAD OFFICE LOCATIONS

NORTH AMERICA

CCM HOCKEY
3400, RAYMOND-LASNIER,
MONTRÉAL, QUÉBEC
H4R 3L3, CANADA
TEL.: (800) 636-5895
FAX: (800) 636-5751

EUROPE

CCM HOCKEY AB
GÅRDSVÄGEN 13
SE 16970 SOLNA
SWEDEN
TEL.: + 46 (0) 8 522 352 00
FAX: + 46 (0) 8 522 352 10

© 2022 SPORT MASKA INC. ALL RIGHTS RESERVED. CCM, TACKS, RIBCOR, EFLEX AND RELATED LOGOS ARE TRADEMARKS OF SPORT MASKA INC.

NHL AND THE NHL SHIELD ARE REGISTERED TRADEMARKS OF THE NATIONAL HOCKEY LEAGUE. ALL NHL LOGOS AND MARKS AND TEAM LOGOS AND MARKS DEPICTED HEREIN ARE THE PROPERTY OF THE NHL AND THE RESPECTIVE TEAMS AND MAY NOT BE REPRODUCED WITHOUT THE PRIOR WRITTEN CONSENT OF NHL ENTERPRISES, L.P. © NHL 2022. ALL RIGHTS RESERVED. © PHOTOS: GETTY IMAGES.

† : THIS CATALOG MAY REFER TO THE FOLLOWING TRADEMARKS WHICH ARE OWNED BY THE COMPANIES WHOSE NAMES APPEAR AFTER THE TRADEMARK: AHL -- AMERICAN HOCKEY LEAGUE; CLARINO -- HURARAY CO. LTD.; CHL -- CANADIAN HOCKEY LEAGUE; LYCRA, SPANDEX AND SURLYN -- E.I. DUPONT DE NEMOURS AND COMPANY; ECHL -- ECHL INC.; PLAYDRY -- REEBOK INTERNATIONAL LTD; TACTEL -- INVISTA; VELCRO -- VELCRO INDUSTRIES B.V.; THINSULATE IS A TRADEMARK OF 3M, USED UNDER LICENSE IN CANADA; D3O® -- DESIGN BLUE LTD.; JETSPED -- TAYLORMADE GOLF COMPANY INC.; SIGMATEX -- SIGMATEX (UK) LIMITED; POLYGIENE -- POLYGIENE AB; FLUID INSIDE -- MIPS AB. -- ORTHOLITE® -- ORTHOLITE.

WARNING : HOCKEY IS A DANGEROUS COLLISION SPORT. WE RECOMMEND THAT PROTECTIVE EQUIPMENT AND A CERTIFIED HELMET BE WORN AT ALL TIMES.

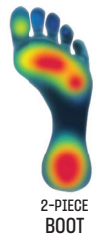

SPORT MASKA INC. RESERVES THE RIGHT TO CHANGE ALL PRODUCT SPECIFICATIONS AND/OR CUSTOM PROGRAMS. WHILE THE INFORMATION SHOWN IN THIS PUBLICATION WAS CORRECT AT THE TIME OF PRINTING, WE RESERVE THE RIGHT TO DISCONTINUE THE SALE OF PRODUCT OR CHANGE SPECIFICATIONS OR DESIGNS WITHOUT NOTICE OR OBLIGATION. COPYRIGHT © SPORT MASKA INC. 2022. ALL RIGHTS RESERVED. PRINTED IN CANADA. 🇨🇦



SKATES	2 - 4
SKATES ACCESSORIES	5
STICKS.....	6 - 8
HELMETS.....	10 - 13
CAGES & VISORS.....	15 - 16
HEAD & FACE ACCESSORIES	17
CUSTOM GLOVES.....	18 - 19
GLOVES.....	20 - 23
CUSTOM PANTS	24 - 25
PANTS	26 - 30

WOMEN'S PROTECTIVE	31
PROTECTIVE	33 - 39
PROTECTIVE SIZING CHART	40 - 41
APPAREL.....	42 - 53
APPAREL SIZING CHART	54
GAMEWEAR.....	55 - 59
CUSTOM GAMEWEAR	64 - 65
CUSTOM BAGS	60
BAGS	61 - 63

TABLE OF CONTENTS



**MORE DIRECT
ENERGY TRANSFER**



CLOSER FIT

**FASTER
STRIDES***

**THE ONE AND ONLY CCM
ONEPIECE BOOT**

DISCLAIMER: COMPARISON MADE BETWEEN THE JETSPEED FT490 AND THE JETSPEED 480 IN SIZES 6, 6.5, 7, 7.5, 9.5, 10. ON AVERAGE, THE JETSPEED FT490 IS 3% LIGHTER THAN THE JETSPEED FT480.

YOUR CCM SKATES, UNLIMITED

EVERY PLAYER'S FEET ARE UNIQUE.
NOW, FIND YOUR FIT IN ANY
CCM SKATE MODEL.

STEP 1 - SELECT THE PERFORMANCE YOU'RE LOOKING TO MAXIMIZE

JETSPEED

ACCELERATION

HYBRID FEATURES
ALL-AROUND SPEED



TACKS

POWER

LONG, STRONG STRIDES
MAXIMIZED FORCE GENERATION



STEP 2 - SELECT ANY CCM FIT THAT BEST SUITS YOUR FOOT

TAPERED FIT

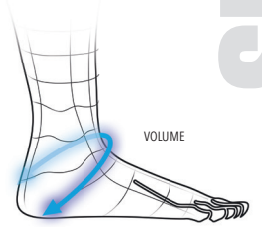
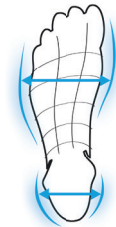
FOREFOOT



HEEL

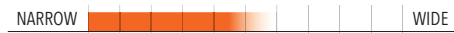


VOLUME



REGULAR FIT

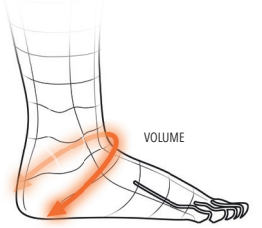
FOREFOOT



HEEL



VOLUME



WIDE FIT

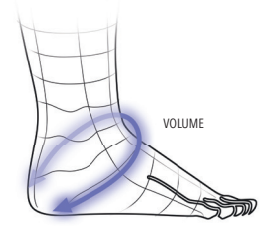
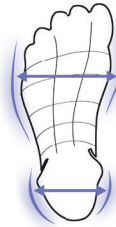
FOREFOOT



HEEL



VOLUME



STEP 3 - PERSONALIZE YOUR FIT WITH MICRO ADJUSTMENTS

THE COMPOSITE MATERIALS USED IN ALL CCM ELITE SKATES ARE ULTRA-RESPONSIVE TO HEAT AND ALLOW THE BOOT TO EFFORTLESSLY ADAPT AND WRAP AROUND THE UNIQUE CURVES OF YOUR FOOT. USE THE CCM HEATING INSTRUCTIONS TO RELIEVE ANY MINOR PRESSURE POINTS AND PERSONALIZE YOUR FIT.





NEW

[SKFT6P]

JETSPEED FT6 PRO SKATES

HEAT MOLDABLE

SIZES	SR	7 - 12	TAPERED, REGULAR, WIDE	FULL/HALF	\$
	INT	4 - 6.5	TAPERED, REGULAR, WIDE	FULL/HALF	\$

QUARTER PACKAGE	ONE-PIECE BOOT SPEED WITH GAME READY FIT All about performance and acceleration with Game Ready Fit for the perfect wrap. Get more direct energy transfer for faster strides and beat your opponents to the puck every time.
MATERIAL	RFM COMPOSITE WITH HIGH-END CORE NHL-caliber composite material, lightweight with enhanced durability.
STIFFNESS	195 Super lightweight, stiff, and thermo-formable core generates ultimate skating performance.
LINER	TOTALDRI PRO + WITH POLYGIENE High-performance moisture-wicking material keeps feet dry and skates light, with superior odor protection. Added EVA layer delivering major fit and comfort.
TENDON	FLEX TENDON WITH CARBON Improved range of motion allowing greater extension on skating strides for increased speed. Carbon insert for ultimate protection.
COMFORT & ANKLE PADDING	MEMORY FOAM WITH SEAMLESS COMFORT Multi-density foam pads with Seamless Comfort finish wrap anatomically around your foot for customized fit and ultimate comfort.
TONGUE	ADPT COMFORT WITH FLEXMOTION Metatomic fit, lightweight molded core, and ADPT Memory foam wrap your foot for ultimate fit and comfort. FlexMotion lace-bite design enhances forward flexion and keeps you protected.
MIDSOLE	LIGHTWEIGHT COMPOSITE MIDSOLE For superior energy transfer from boot to blade.
FOOTBED	MOLDED CCM ORTHOLITE ULTRA WITH ADPT MEMORY FOAM Ultra-lightweight comfort, molded fit, with heel grip support, and an added layer of ADPT Memory Foam.
HOLDER	SPEEDBLADE XS WITH ENHANCED DIAL CCM quick-release holder and bladelock system featuring new enhanced dial, 136% larger with improved texturization, for better grip and faster changes on the fly.
RUNNER	SR - STEP BLACKSTEEL (+4MM) Highest quality of steel with carbon-coated technology for superior edge hardness, phenomenal glide, and increased skating speed. JR - STEP STEEL (+4MM)



[SKAS5P]

TACKS AS-V PRO SKATES

HEAT MOLDABLE

SIZES	SR	7 - 12	TAPERED, REGULAR, WIDE	FULL/HALF	\$
	INT	4 - 6.5	TAPERED, REGULAR, WIDE	FULL/HALF	\$

QUARTER PACKAGE	ONE-PIECE BOOT <i>POWER</i> For the modern power skater with intense strides looking for explosiveness without restriction. Players get more direct energy transfer and a closer fit.
MATERIAL	RFM COMPOSITE WITH CARBON Premium carbon composite material delivers the best energy transfer.
STIFFNESS	215 Super lightweight, stiff, and thermoformable core for ultimate skating performance.
LINER	TOTALDRI PRO + WITH POLYGIENE High-performance moisture-wicking material keeps feet dry and skates light, with superior protection against odor, wear and rubbing.
TENDON	POWERFLEX TENDON WITH CARBON Improved range of motion for fuller strides and increased skating power.
COMFORT & ANKLE PADDING	MEMORY FOAM WITH SEAMLESS COMFORT Multi-density foam pads with Seamless Comfort finish wrap anatomically around your foot for customized fit and ultimate comfort.
TONGUE	REPLACEABLE METATOMIC WITH D30® FOAM Multi-layer 7mm tongue with asymmetrical flex point for a better wrap and D30® Foam insert for ultimate protection.
MIDSOLE	LIGHTWEIGHT COMPOSITE MIDSOLE For superior energy transfer from boot to blade.
FOOTBED	MOLDED CCM ORTHOLITE ULTRALITE WITH HEEL GRIP Ultra-lightweight comfort and superior support, using recycled EVA foam.
HOLDER	SPEEDBLADE XS CCM quick-release holder with bladelock system.
RUNNER	STEP BLACKSTEEL (+4MM) Highest quality of steel with carbon-coated technology for superior edge hardness, phenomenal glide, and increased skating speed.

STEP[®]

CREATED FOR / CONÇU POUR

CCM



STEP BLADES

STEP BLADES ARE MADE WITH PREMIUM GRADE STEEL, HELPING PLAYERS BENEFIT FROM A PHENOMENAL GLIDE AND AN OUTSTANDING EDGE QUALITY. STEP BLADES ARE THE MOST TRUSTED IN HOCKEY.

THE COMBINATION OF THE CCM ONE-PIECE BOOT, CCM XS HOLDER AND STEP BLADES CREATE THE ULTIMATE CONNECTION BETWEEN YOU AND THE ICE.



[RXSSTEPB] \$

STEP BLACKSTEEL XS HOLDER
+4MM POLISHED & CARBON-COATING
PAIR



[RXSSTEPV] \$

STEP V-STEEL XS HOLDER
+4MM POLISHED
PAIR



[RXSSTEP] \$

STEP STEEL XS HOLDER
+4MM HEIGHT
PAIR



[RSBSTEPB] \$

STEP BLACKSTEEL SB HOLDER
+4MM POLISHED & CARBON-COATING
PAIR



[RSBSTEP] \$

STEP STEEL SB HOLDER
+4MM HEIGHT
PAIR

BLADE LENGTH

XS HOLDER

SKATE SIZE	1	1.5	2	2.5	3	3.5	4	4.5	5	5.5	6	6.5	7	7.5	8	8.5	9	9.5	10	10.5	11	11.5	12	12.5	13
STEP BLACKSTEEL	215		221		230		238		247		255		263		271		280		287		295		304		-
STEP V-STEEL	215		221		230		238		247		255		263		271		280		287		295		304		-
STEP STEEL	215		221		230		238		247		255		263		271		280		287		295		304		312

SB HOLDER

SKATE SIZE	1	1.5	2	2.5	3	3.5	4	4.5	5	5.5	6	6.5	7	7.5	8	8.5	9	9.5	10	10.5	11	11.5	12	12.5	13
STEP BLACKSTEEL	215		221		230		238		247		255		263		271		280		287		295		304		-
STEP STEEL	215		221		230		238		247		255		263		271		280		287		295		304		-



[HSFTPL6] \$

JETSPEED FT+ TEAM STICK

**** TEAM ORDERS ONLY, NOT FOR RETAIL.
CONSULT YOUR CCM REPRESENTATIVE****

HYBRID KICKPOINT

PURE CARBON TECHNOLOGY

SKELETON+ TECHNOLOGY

FT MICROFEEL GRIP

JF-90 BLADE WITH PEEL-PLY

ROUND "R" GEOMETRY

PURE CARBON SHAFT AND
SIGMATEX BLADE

430G
95BP

OFFERING

SR - 95 / 62"

SR - 85 / 62"

SR - 75 / 60"

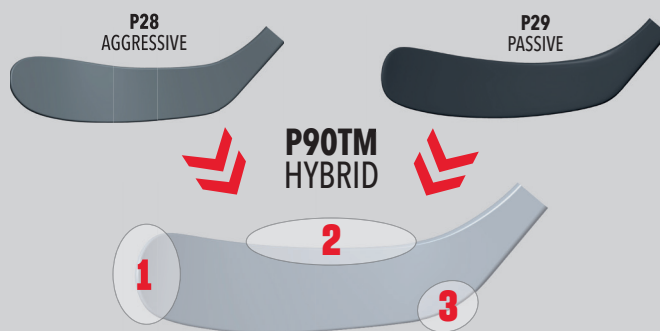
SR - 70 / 60"

INT - 65 / 57"

INT - 55 / 57"

CURVE FLEX	P6		P28		P29		P88		P90TM	
	LEFT	RIGHT	LEFT	RIGHT	LEFT	RIGHT	LEFT	RIGHT	LEFT	RIGHT
55			•	•	•	•	•	•		
65			•	•	•	•	•	•		
70			•	•	•	•	•	•	•	•
75			•	•	•	•	•	•	•	•
85	•	•	•	•	•	•	•	•	•	•
95	•	•	•	•	•	•	•	•	•	•


STICK CURVES



1 - MODIFIED TOE 2 - INCREASED HEIGHT 3 - OPTIMAL LIE

P90TM CURVE EVALUATION

POPULAR WITH OUR PRO PLAYERS, THE NEW P90TM BLENDS THE P28 AND THE P29 CURVES AND A SUBTLE TOE CURVE. COMBINED WITH A MAX HEIGHT AND A LOWER LIE, THIS IS IDEAL FOR THE PLAYER LOOKING FOR AN EDGE ON FACE-OFFS OR TO HELP TIPPING PUCKS IN THE AIR.



2023

GRAPHIC LINEUP

GRAPHICS WILL ALIGN WITH NEW RETAIL MODELS AFTER LAUNCH

JETSPEED



RIBCOR



SUPER TACKS



LOW KICK POINT**415G**

GRADUAL DECREASE IN STIFFNESS IN THE BOTTOM OF THE SHAFT TO MAXIMIZE EASE OF LOADING AND QUICK RELEASES.

QUICK LOADING

SHORT LOADING PERIOD BENEFITS PLAYERS LOOKING FOR QUICK RELEASE OF THE PUCK.

E-GEOMETRY

REGULAR

HYBRID KICK POINT**415G**

OPTIMIZED FLEX ZONES CREATES A HINGE EFFECT FOR GREATER SPEED.

RESPONSIVE LOADING

HINGE EFFECTS CONCENTRATES LOADING ZONES FOR PLAYERS LOOKING FOR BLEND OF SPEED AND RESPONSE

R-GEOMETRY

STIFF

MID KICK POINT**415G**

STIFF BOTTOM OF THE SHAFT FOR MORE CONTROL WITH A SOFTER MID-SECTION TO MAXIMIZE LOADING AND POWER.

AGGRESSIVE LOADING

THE ENERGY STORED BY THE LONGER LOADING PERIOD BENEFITS PLAYERS LOOKING FOR POWER AND ACCELERATION

T-GEOMETRY

SOFT

— = STIFF
— = SOFT

SHAFT SPRAY FINISH

- REGULAR GRIP
- CLEAR

SHAFT FLEX

- R - T - E GEOMETRY 70 / 75 / 80 / 85 / 90 / 95 / 100
- I / EI 65

SHAFT LENGTH

- 60 INCHES 60 / 70 / 75 / 80 / 85 / 90
- 63 INCHES 70 / 75 / 80 / 85 / 90 / 95 / 100

BLADE FINISH

- PEEL PLY

CURVE OFFERING

- MAIN TOOLS P5, P19, P28, P28M, P29, P29M / P90M, P88, P90, P90TM
- ADDITIONAL TOOLS P25, P28+1/4in, P40, P46, P66, P90T, P90+1/4in, P90-1 LIE

* BLADE STIFFNESS AN SHAPE ARE RESTRICTED TO THE CHOSEN FLEX PROFILE





SUPER TACKS X HELMET


** AVAILABLE AT
SELECT LOCATIONS ONLY **

TAKE YOUR HELMET GAME TO THE NEXT LEVEL!

THE REVOLUTIONARY SUPER TACKS X WITH ITS 3D DIGITAL MANUFACTURING INNOVATION IS NOW GOING **ALL OUT** WITH A **TOTAL CUSTOM EXPERIENCE**.

STARTING WITH A PERSONALIZED HEAD SCAN, CCM GIVES YOU THE CHANCE TO WRAP YOUR HEAD IN A FULL NEST TECH 3D PRINTED LINER, ENGINEERED TO BEST PROTECT YOU WHILE GIVING YOU COMFORT LIKE YOU HAVE NEVER FELT BEFORE, MADE TO MEASURE JUST FOR YOU, JUST LIKE THE PROS.

THIS NEXT-GENERATION HELMET KEEPS YOU AT YOUR BEST THROUGHOUT YOUR GAME, WHILE OFFERING PREMIUM PROTECTION AND COMFORT.



TECH 001

SUPERIOR BREATHABILITY

INTRODUCING THE FIRST HELMET THAT NOT ONLY PROTECTS YOU, BUT HELPS YOU PERFORM AT YOUR BEST, FROM YOUR FIRST TO YOUR LAST SHIFT!

THE SUPER TACKS X HELMET WILL HELP YOU PLAY YOUR BEST HOCKEY FROM START TO FINISH.

THE UNIQUE 3D PRINTED NEST TECH LINER IS DESIGNED FOR MAXIMUM AIRFLOW TO KEEP YOUR HEAD COOL AND FEELING GREAT. WANT TO PLAY BETTER HOCKEY? SCIENTIFIC STUDIES SHOW* YOUR PERFORMANCE MAY IMPROVE WHEN YOUR HEAD TEMPERATURE IS REGULATED AND KEPT STEADY.

KEEP YOUR PERFORMANCE AT ITS PEAK: UNMATCHED BREATHABILITY MEANS YOUR BODY SPENDS LESS ENERGY COOLING ITSELF OFF, LEAVING YOU WITH MORE ENERGY TO MAKE THE BEST DECISIONS ON THE ICE.

NOT ONLY WILL THIS HELMET HELP IMPROVE YOUR PERFORMANCE THROUGHOUT THE GAME, IT WILL HELP YOU RECUPERATE FASTER BETWEEN SHIFTS AND INCREASE YOUR HOCKEY SENSE.



* THE EFFECT OF INTERMITTENT HEAD COOLING ON AEROBIC PERFORMANCE IN THE HEAT - JOURNAL OF SPORTS SCIENCE MEDICINE, WALTERS ET AL., 2017



TECH 002

PREMIUM COMFORT & FIT

NEST TECH LINER CONFORMS AND WRAPS YOUR HEAD IN A SOFT CONTINUOUS UNPARALLELED FIT.

NEST
TECH



TECH 003

ELITE PROTECTION

NEST
TECH

FULL NEST TECH 3D PRINTED LATTICE STRUCTURES ARE OPTIMALLY TUNED WITH VARIABLE DENSITIES AND GEOMETRIES AT SPECIFIC LOCATIONS THROUGHOUT THE LINER TO HELP DISTRIBUTE ALL TYPES OF HOCKEY IMPACTS IN KEY AREAS.



PERSONALIZED
HELMET STORAGE BAG
AND BADGE INSIDE
HELMET INCLUDED

[HTXCU] SUPER TACKS X TOTAL CUSTOM HELMET

TOTAL CUSTOM -
AVAILABLE IN SELECT DEALERS

HELMET \$

ELITE
PROTECTION 100% FULL NEST TECH
3D PRINTED LINER

Entire liner consists of only NEST TECH 3D printed lattice structures, engineered and optimally tuned with variable densities and geometries at specific locations throughout the liner to help distribute all types of hockey impacts in key areas.

PREMIUM
COMFORT 100% CUSTOM LINER WITH
SUPERIOR BREATHABILITY

NEST TECH liner is 100% custom printed to your exact head shape, based on a full head scan, so it conforms and wraps your head in a soft, continuous unparalleled fit like no other, with the added benefit of maximum airflow to help keep your head cool, and your performance at its best.

ADJUSTMENT TOOL-FREE FRONT-TO-BACK
ADJUSTMENT SYSTEM

Shell remains adjustable in length should you wish to tweak it.

SHELL SLEEK AESTHETICS
AND REINFORCED SIDE
IMPACT FRAME

A pro-approved look adopted by more NHL players than any other helmet in its launch year, so you can look like & feel the Pros.

COLORS: CUSTOM - CHOOSE FROM 23 SHELL COLOR OPTIONS + CUSTOM LOGO, EAR LOOPS & CHINSTRAP COLORS



HELMET STORAGE
BAG INCLUDED

[HTSPTX] SUPER TACKS X HELMET

SIZES	HAT SIZES
S	52.5 - 57.0 CM / 6 1/2 - 7 1/8
M	55.5 - 60.0 CM / 7 - 7 1/2
L	58.5 - 63.0 CM / 7 3/8 - 8

HELMET \$

PROTECTION NEST TECH 3D PRINTED LINER
+ D3O*

Innovative leading-edge 3D printed continuous fit liner is tuned with different geometries to best manage and help absorb all types of impacts in key locations + rate sensitive D3O* Smart Material further helps distribute impact energy.

COMFORT NEST TECH LINER +
MULTI-DENSITY FOAMS

Offers the ultimate in comfort and fit as it conforms to the shape of your head like no other off-the-shelf helmet liner ever has.

ADJUSTMENT TOOL-FREE FRONT-TO-BACK
ADJUSTMENT SYSTEM

Easy to use front-to-back side adjustment with a wider size range for a customized snug fit.

SHELL SLEEK AESTHETICS AND
REINFORCED SIDE IMPACT FRAME

A pro-approved look with structure stiffness for added protection on sides.

COLORS BLK WHT NAVY Booking only
RED

[ACCTKXE] \$ SUPER TACKS HELMET PERSONALIZATION KIT

Allows players to give their new Super Tacks X helmet an even more custom look so the focus is on them.

Change over the front and side logos to match your team colors, swap out your ear loops to match or contrast at will! And why not switch your chin strap for an even more unique look?

COMPATIBLE WITH HTXCU, HTSPTX
AND HT910* HELMETS * EXCEPT SIDE LOGOS

EACH KIT INCLUDES:

- 1x FRONT LOGO PLATE
- 2x SIDE LOGO STICKERS
- 2x EAR LOOPS WITH COLOR INSERTS
- 1x CONTRASTING CHIN STRAP

COLORS RED RYL ORG KGN SNF MAR Each color set
sold separately



i.Q.SHION
GEL

[HT910 / HT910C] TACKS 910 HELMET

SIZES	HAT SIZES
XS	51.5 - 55.5 CM / 6 1/2 - 7
S	52.5 - 57.0 CM / 6 5/8 - 7 1/8
M	55.5 - 60.0 CM / 7 - 7 1/2
L	58.5 - 63.0 CM / 7 3/8 - 8

HELMET \$

COMBO \$

PROTECTION FLUID INSIDE POD MATRIX
AND D3O* TECHNOLOGY

Designed for an elite level of protection, to distribute impact energy and to help manage all types of impacts thanks to new Fluid Inside pods strategically placed in liner, combined with rate sensitive D3O* Smart Material in key areas.

COMFORT I.Q.SHION GEL MEMORY FOAM
COMFORT LINER + DUAL DENSITY
MOLDED FOAMS WITH SMOOTH
CONTOUR EDGE

Offer a pro-level of comfort and fit with the added benefit of sweat management properties at the front.

ADJUSTMENT ACTIVE STABILIZER AND TOOL-FREE
ADJUSTMENT SYSTEM

Self-adjusting occipital support cushion and easy front-to-back side adjustment with a wider size range for a customized snug fit.

SHELL OPTIMIZED AESTHETICS AND
REINFORCED SIDE IMPACT FRAME

A pro-approved look with structure stiffness for added protection on sides.

COLORS BLK WHT NAVY RYL RED DARK GREEN SUNFLOWER MAROON

*Offered as a combo with
FM780 (S-M-L) in Black

TACKS 720 HELMET



NEW AER-TEC THERMOREGULATION SYSTEM

BUILT WITH CCM'S INNOVATIVE AER-TEC THERMOREGULATION SYSTEM, THIS HELMET FOSTERS ENHANCED AIR CIRCULATION, SWEAT EVAPORATION AND REGULATION OF BODY HEAT, WHICH ALLOWS THE BODY'S CORE TEMPERATURE TO COOL QUICKER, HELPING YOU MAKE FASTER, BETTER DECISIONS WHEN IT COUNTS.



THE NEXT GENERATION OF HELMET TECHNOLOGY IS NOW MOVING DOWN THE LINE OF CCM HELMETS... INTRODUCING THE ALL-NEW TACKS 720 HELMET, INSPIRED BY OUR RECORD-BREAKING SUCCESS OF THE SUPER TACKS X HELMET.

SCIENCE HAS SHOWN THAT KEEPING YOUR HEAD COOL HELPS IMPROVE YOUR PERFORMANCE ON THE ICE. NOW THIS BENEFIT CAN BE FELT AT THIS POPULAR ELITE/COMPETITIVE LEVEL ALSO!

PLAYERS WILL FEEL LIGHTER AND COOLER THAN EVER - AND BE ABLE TO PLAY THEIR BEST GAME YET, ALL WHILE BEING WELL-PROTECTED.

FEEL COOLER PLAY SMARTER

TECH 001

PROTECTION

CCM'S BEST TECH COMES TOGETHER TO OFFER PREMIUM PROTECTION TESTED FOR AN ELITE/COMPETITIVE LEVEL OF PLAY - COMBINING MULTI-DENSITY FOAMS AND D3O® SMART MATERIAL IN KEY AREAS TO HELP DISTRIBUTE IMPACT ENERGY.

D3O®

TECH 002



BREATHABILITY

AER-TEC THERMOREGULATION SYSTEM POWERED BY NEST TECH AND VENTILATION CHANNELS KEEP THE AIRFLOW OPTIMIZED AS YOU PLAY, SO THAT YOU STAY FOCUSED AND PERFORM YOUR BEST EVERY SHIFT.



TECH 003

I.Q.SHION DRI

COMFORT

REDESIGNED WRAPAROUND COMFORT FIT WITH NO GAPS IN COVERAGE, A TOOL-FREE ADJUSTMENT ON THE SIDES FOR CUSTOM FIT AND AN IMPROVED I.Q.SHION DRI SWEAT MANAGEMENT SYSTEM SO NOTHING GETS IN THE WAY OF YOUR PLAY.

IN COLLABORATION WITH THE UNIVERSITY OF OTTAWA, CCM DEVELOPED A TESTING PROTOCOL TO MEASURE HOCKEY PLAYERS' PERFORMANCE DROP DUE TO OVERHEATING DURING PLAY.

RESULTS* SHOW PLAYERS WEARING AER-TEC EQUIPMENT NOT ONLY HAVE COOLER SKIN TEMPERATURE, BUT ALSO PERFORM BETTER (SKATE FASTER, MAKE THE RIGHT DECISIONS FASTER).

*COMPARED TO PLAYERS WEARING TRADITIONAL HOCKEY EQUIPMENT IN THE SAME CONDITIONS.



**NEST
TECH**



I.Q.SHION DRI

[HT720 / HT720C]
TACKS 720 HELMET

SIZES	HAT SIZES	
S	51 - 56 CM / 6 3/8 - 7	
M	55 - 58.5 CM / 6 7/8 - 7 3/8	HELMET \$
L	58 - 62 CM / 7 1/4 - 7 3/4	COMBO \$

COMFORT	AER-TEC THERMOREGULATION SYSTEM WITH NEST TECH + I.Q.SHION DRI	Innovative AER-TEC VENTILATION SYSTEM powered by NEST TECH and channels allow max airflow and keep your head cool and comfortable. New and improved I.Q.SHION DRI will not retain extra sweat at the forehead.
PROTECTION	NEST TECH + D3O® + MULTI-DENSITY FOAM	Elite-level protection from combination of 3D printed NEST TECH in key areas plus rate sensitive D3O® Smart Material and quality foams to help distribute impact energy.
ADJUSTMENT	ACTIVE STABILIZER AND TOOL-FREE ADJUSTMENT SYSTEM	Self-adjusting occipital support cushion and an easy front-to-back side adjustment provide a customized snug fit that stays in place.
SHELL	OPTIMIZED AESTHETICS AND REINFORCED SIDE IMPACT FRAME	A pro-approved look with structure stiffness on the sides for added protection.

COLORS	BLK WHT NAVY RYL RED
--------	----------------------------------

*Offered as a combo with FM680 (S-M-L) in black

* Available as combo



I.Q.SHION

[HT710]
TACKS 710 HELMET

SIZES	HAT SIZES	
S	51 - 56 CM / 6 3/8 - 7	
M	55 - 59 CM / 6 7/8 - 7 3/8	HELMET \$
L	57 - 62 CM / 7 1/8 - 7 3/4	COMBO \$

PROTECTION/COMFORT	I.Q.SHION FOAM COMFORT LINER WITH D3O® AND R.E.D. SYSTEM	Designed to help manage multiple types of impacts while offering a premium-level of comfort and fit.
ADJUSTMENT	SINGLE TOOL-FREE ADJUSTMENT	Easy adjustment at the back of the helmet for a customized snug fit.

SHELL	DESIGNED TO MAXIMIZE PROTECTIVE CAPABILITIES	A pro preferred look with geometry that helps absorb impacts.
-------	--	---

COLORS	KELLY GREEN DARK ROYAL (CANADIENS) HARVARD VIOLET DARK GREEN SUNFLOWER MAROON GRAPHITE
--------	---



I.Q.SHION

[HT310 / HT310C]
TACKS 310 HELMET

SIZES	HAT SIZES	
S	51 - 56 CM / 6 3/8 - 7	
M	55 - 59 CM / 6 7/8 - 7 3/8	HELMET \$
L	57 - 62 CM / 7 1/8 - 7 3/4	COMBO \$

COMFORT / PROTECTION	I.Q.SHION FOAM COMFORT LINER WITH D3O®	High level of protection and offers a premium level of comfort and fit.
ADJUSTMENT	SINGLE TOOL-FREE ADJUSTMENT	Easy adjustment at the back of the helmet for a customized snug fit.

SHELL	DESIGNED TO MAXIMIZE PROTECTIVE CAPABILITIES	A pro-preferred look with geometry that helps absorb impacts.
-------	--	---

COLORS	BLK WHT NAVY RYL RED
--------	----------------------------------

*Offered as a combo with FM680 (S-M-L) in black

HELMET SIZE COMPARISON CHART

		SIZE RANGE (CM)																
		48	49	50	51	52	53	54	55	56	57	58	59	60	61	62	63	64
SUPER TACKS X	S																	
	M																	
	L																	
TACKS 910	XS																	
	S																	
	M																	
TACKS 720	S																	
	M																	
	L																	
TACKS 310	S																	
	M																	
	L																	
TACKS 210	XS																	
	S																	
	M																	
TACKS 70	JR																	
	S																	
	M																	
FL500	S/M																	
	L																	





HELMET STORAGE BAG INCLUDED

[FMFV1]
FV1 FULL FACE
VISOR

SIZES SR \$
JR \$



CONSTRUCTION	IMPACT RESISTANT POLYCARBONATE WITH ANTI-FOG AND ANTI-SCRATCH	High-quality material and finish offers a wide and unobstructed field of vision treated to resist fog build-up and scratches for extended durability on & off the ice.
DESIGN	OPTIMAL VENT PLACEMENT	Modern vent design maximizes air flow for great breathability during play.
CHIN CUP	MULTI DENSITY FOAM FLOATING CHIN CUP	Comfortable and snug fitting chin cup that keeps the protection where it should.
CERTIFICATION	CSA, HECC, CE	

FITLITE		HTFL3DS			HTFL90		
		S	M	L	S	M	L
B2	FV1 JR	✓	✓	✓	✓	✓	✓
B1	FV1 SR	✓	✓	✓	✓	✓	✓

TACKS		HT910			HT720 HT710			HT310			HT210 HT110		
		S	M	L	S	M	L	S	M	L	S	M	L
B2	FV1 JR	✓	✓	✓	✓	✓	✓	✓	✓	✓	✓	✓	✓
B1	FV1 SR	✓	✓	✓	✓	✓	✓	✓	✓	✓	✓	✓	✓

TACKS		HTSPTX			HTSPTXCU		
		S	M	L	S	M	L
B2	FV1 JR	✓	✓	✓	✓	✓	✓
B1	FV1 SR	✓	✓	✓	✓	✓	✓

BAUER		RE-AKT			RE-AKT 75			RE-AKT 150		
		S	M	L	S	M	L	S	M	L
B2	FV1 JR	✓	✓	✓	✓	✓	✓	✓	✓	✓
B1	FV1 SR	✓	✓	✓	✓	✓	✓	✓	✓	✓




[VRPRO] \$
VRPRO STRAIGHT SHORT VISOR



CERTIFICATION	CSA, HECC, CE
VISOR HEIGHT	88 MM / 3.5 IN
COLOR	CLEAR

CONSTRUCTION	IMPACT RESISTANT POLYCARBONATE WITH ANTI-FOG, ANTI-SCRATCH AND ANTI-GLARE PROTECTION	High-quality material and finish offers an unobstructed field of vision in a clear tint so your focus stays on the game.
DESIGN	OPTIMAL STRAIGHT CUT	Modern look with pro-inspired close to nose fit.
ADJUSTMENT	TIME-SAVING INSTALLATION SYSTEM	Pre-set with patent-pending ACCVRPRO user-friendly system (screws, spacers and dual T-nuts) to quickly and easily install on your helmet so you can get on the ice faster.
CUSTOMIZABLE	HELMET STORAGE BAG + SIDE LOGO STICKERS	Includes breathable bag to protect visor once it's on your helmet, and 7 pairs of different color side logo stickers to customize your look. (includes color stickers: Red, Navy, Dark Green, Sunflower, Orange, Royal, Maroon)



[VR14] \$
VR14 STRAIGHT VISOR

CERTIFICATION	CSA, HECC, CE
VISOR HEIGHT	96 MM / 3.8 IN
COLOR	CLEAR



CONSTRUCTION	IMPACT RESISTANT POLYCARBONATE WITH ANTI-FOG PROTECTION	High-quality material offers a clear field of vision to keep your eyes on the play.
DESIGN	STRAIGHT CUT	Modern look.
ADJUSTMENT	SCREWS + SPACERS	Include screws and spacers for a quick installation on your helmet.



[FM780]
780
FACEMASK



SIZES SR S, M, L \$
COLOR BLACK, GUNMETAL, WHITE

WIRES	THIN FLAT WIRES	Protective design of thin alloy bars provides maximum visibility.
CHIN CUP	MULTI DENSITY FOAM CHIN CUP WITH D3O® SMART MATERIAL	Designed to provide high levels of comfort, sweat management, and impact absorbing protection.



580
FACEMASK

WHITE INTERIOR/
BLACK EXTERIOR
[FM580BKWH]
CHROME
BOOKING ONLY
[FM580CH]
SILVER [FM580SL]
BLACK [FM580BK]
WHITE [FM580WH]

WIRES	THIN ROUND WIRES	Protective design provides maximum visibility.
CHIN CUP	MULTI DENSITY FOAM CHIN CUP	Designed to provide high levels of comfort and protection.



ONLY COMPATIBLE WITH
CCM FL500 HELMET

[FM500]
500
FACEMASK

SIZES SR S, M, L \$
COLOR **NEW** BLACK

WIRES	THIN FLAT WIRES	Protective design of thin alloy bars provides maximum visibility.
CHIN CUP	MULTI DENSITY FOAM CHIN CUP	Designed to provide high levels of comfort and protection.



[FM70]
70
FACEMASK

SIZES SR S, M, L \$
COLOR BLACK

WIRES	THIN ROUND WIRES	Lightweight protective design provides maximum line of sight.
CHIN CUP	FLOATING CONSTRUCTION COMFORT FOAM	Designed to move with you for enhanced comfort while offering a good level of protection.





ACCESSORIES	STYLE CODE	DESCRIPTION / COLOR	COMPATIBILITY								QUANTITY		
FRONT POSTS	ACCHTPA	Helmet Front/Temple Post A	HTXCU	HTSPTX	HT720	HT710	HT310	HT210	FL500	20			
	ACCHTPB	Helmet Front Post B	HT720	HT910						20			
	ACCHTPC	Helmet Front Post C	HT70							20			
	ACCHTPD	Helmet Front Post D	HTMSPRT							20			
TEMPLE POSTS	ACCHTPA	Helmet Temple Post A	HTXCU	HTSPTX	HT910	HT720	HT710	HT310	HT210	FL500	20		
	ACCHTPE	Helmet Temple Post E	HT70							20			
	ACCHTPF	Helmet Temple Post F	HTMSPRT (helmet)							20			
	ACCHTPG	Helmet Temple Post G	HTMSPRT (combo)							20			
REAR POSTS	ACCHTPH	Helmet Rear Post H	HTXCU	HTSPTX	HT720					20			
	ACCHTPI	Helmet Rear Post I	HT720	HT910						20			
	ACCHTPJ	Helmet Rear Post J	HT710	HT310	HT210	HT70	HTMSPRT			20			
	ACCHTPK	Helmet Rear Post K	FL500							20			
CHINSTRAPS + EARLOOPS	ACCTKXE	Helmet personalization kit: includes front logo plate, 2 side logo stickers, 2 black earloops with color inserts, white printed chinstrap COLORS: Red, Royal, Orange, Kelly Green, Sunflower	HTXCU	HTSPTX	HT910 (Except side logos)					1			
	ACCHTSLA	Helmet Chinstrap + Earloops A - Choice of Black or White	HT720	HT910						10			
	ACCHTSLB	Helmet Chinstrap + Earloops B - Choice of Black or White	HT720	HT710	HT310	HT210				10			
	ACCHTSLC	Helmet Chinstrap + Earloops C - Choice of Black or White	HT70								10		
	ACCHTSLD	Helmet Chinstrap + Earloops D - Choice of Black or White	HTMSPRT								10		
EARCOVERS	ACCHTECA	Helmet Earcovers A - Available in S or M/L	HTXCU	HTSPTX	HT720	HT910					5 pairs		
	ACCHTECB	Helmet Earcovers B	HT710	HT310	HT210					5 pairs			
	ACCHTECC	Helmet Earcovers C	FL500								5 pairs		
REAR SNAP BUTTON	ACCHTRSA	Rear Snap button A	HTXCU	HTSPTX	HT910	HT720	HT710	HT310	HT210	FL500	HT70	HTMSPRT	20
J CLIPS + SCREWS	ACCJCLIPA	J Clips + Screws A	FM70 (SR)			HTMSPRT					20		
	ACCJCLIPB	J Clips + Screws B	FM70 (YT/JR)								20		
	ACCJC1	J Clips + Screws C	FM780	FM580	FM500	FV1					20		
TOP CLIPS + SCREWS	ACCTCA	Top Clips + Screws A	HTMSPRT								20 (10 pairs)		
	ACCTCB	Top Clips + Screws B	FM70 (SR)								20 (10 pairs)		
	ACCTCC	Top Clips + Screws C	FM70 (YT/JR)								20 (10 pairs)		
	ACCTCD	Top Clips + Screws D	FM780	FM580	FM500					20 (10 pairs)			
	ACCTCE	Top Clips + Screws E	FV1								20 (10 pairs)		
HELMET SCREWS	ACCHTSA	Helmet Screw A (short) 5.8mm length	HTXCU	HTSPTX	HT720	HT710	HT310	HT210	FL500	HT70	HTMSPRT	20	
CAGE SCREWS	ACCHTSB	Cage Screw B (medium) 7.2mm length	FM70								20		
	ACCHTSC	Cage Screw C (long) 8.9 mm length	FM780	FM580	FM500					20			
	ACCHTSD	Cage Screw D (very long) 13.5 mm length	FV1								20		
VISOR SPACER + SCREWS	ACCVSA	Spacer Kit 1: 4 screws (2 long, 2 short), 2 spacers, 2 dual T-nuts	VR14								5 sets		
	ACCVRPRO	Spacer Kit 2: 4 screws (2 long, 2 short), 2 spacers, 2 dual T-nuts	VRPRO								5 sets		
	ACCFVC	20 top clips (10L & 10R), 20 screws	FMFV1								20 (10 pairs)		
GOGGLE STRAP RETAINER	ACCHTGOG	Goggle Strap Retainer	HTMSPRT								5		
CAGE BUCKLE	ACCFMCLIPA	Cage Buckle Clip A	FM780	FM580	FM500	FM70	HTMSPRT	FV1			20		
NUMBER STICKER	HHNUMB	Helmet Number Sticker Kit - includes 1 set (3 sheets) COLORS: BLACK, RED, ROYAL, WHITE"	Most models								1 set 3 sheets		

CUSTOM GLOVES



[HG4PC]

CUSTOM 4ROLL GLOVES

BASED OFF OF THE CLASSIC 4ROLL GLOVE WITH AN OPEN SEGMENTED CUFF AND PE INSERTS. THE FINGERS/BACKHAND HAVE BEEN UPGRADED TO INCLUDE PE INSERTS + HD FOAM + PE FOAM. COMES WITH A PRO NASH PALM WITH KEVLAR REINFORCEMENT FOR ADDED DURABILITY.

SIZES	SR	13", 14", 15"
	JR	10", 11", 12"

MINIMUM - 15 PER ORDER (3 UNIT PER SIZE WITH 1 SIZE ALLOWED UNDER 3 UNITS)



[HG95C]

CUSTOM HG95C GLOVES

SIZES	SR	13", 14", 15"
	JR	10", 11", 12"

CONSTRUCTION	MAX PROTECTION ASD (ANATOMICAL SHIELD DESIGN) GLOVES WITH PRO-APPROVED POLYESTER FOR AN ELITE-LEVEL PROTECTION, BASED ON THE NEW 2022 RETAIL MODEL HG AS-V
FIT	ROOMY YET ANATOMICAL FIT PROVIDES GREAT RANGE OF MOTION AND GAME-READY FEEL
FINGERS	DUAL-DENSITY FOAM WITH PE INSERTS AND 3-PIECE INDEX FOR OPTIMAL DEXTERITY
BACKHAND	INTEGRATED PRO-STYLE IMPACT PROTECTION PLATE WITH D3O SMART MATERIAL
CUFF	FLEXMOTION SEGMENTED OPEN CUFF PROVIDES INCREASED MOBILITY FOR QUICK HANDS
PALM	NEW AX SUEDE BASE FOR INSTANT AND LONG-TERM COMFORT + KEVLAR REINFORCEMENT FOR ADDED DURABILITY
LINER	RICH SUBLIMATED LINING INSIDE CUFF WITH POLYGIENE + ODOR CRUNCH DUAL ANTIBACTERIAL TREATMENTS, ALSO APPLIED TO SOFT BACKHAND LINER
THUMB	PRO FLEX THUMB (FROM 11") FOR ADDED MOBILITY AND A GREAT GRIP ON YOUR STICK, WITH LARGER AREA FOR CUSTOM EMBROIDERY



MINIMUM - 15 PER ORDER (3 UNIT PER SIZE WITH 1 SIZE ALLOWED UNDER 3 UNITS)



[HG85C]

CUSTOM HG85C GLOVES

SIZES	SR	13", 14", 15"
	JR	10", 11", 12"
	YT	8", 9"

CONSTRUCTION	COMPETITIVE LEVEL ASD (ANATOMICAL SHIELD DESIGN) GLOVES WITH LIGHT-WEIGHT POLYESTER, INSPIRED BY NEW RETAIL MODEL HG AS 580
FIT	ROOMY YET ANATOMICAL FIT PROVIDES GREAT RANGE OF MOTION AND GAME-READY FEEL
FINGERS	DUAL-DENSITY FOAM WITH PE INSERTS AND 2-PIECE INDEX FOR ENHANCED DEXTERITY
CUFF	FLEXMOTION SEGMENTED OPEN CUFF PROVIDES INCREASED MOBILITY FOR QUICK HANDS
PALM	TRADITIONAL NASH PALM + NASH REINFORCEMENT FOR AN ENHANCED FEEL FOR YOUR STICK, PLUS SUPERIOR DURABILITY AND COMFORT
LINER	RICH SUBLIMATED LINING AND SOFT PU CUSHION FOAM PROVIDE COMFORT ALL GAME LONG
THUMB	PRO FLEX THUMB (SR ONLY) FOR ADDED MOBILITY AND A GREAT GRIP ON YOUR STICK, WITH LARGER AREA FOR CUSTOM EMBROIDERY



MINIMUM - 15 PER ORDER (3 UNIT PER SIZE WITH 1 SIZE ALLOWED UNDER 3 UNITS)



- NO COLOR LIMIT
- LIMITED DETAIL
DUE TO AVAILABLE SPACE




- EMBROIDERY ONLY
- WHITE ONLY
- 15 CHARACTER MAX

CUSTOMIZABLE GLOVE ZONES




CUFF ROLL LOGO
**CCM
EMBROIDERY**


CCM LOGO ON CUFF ROLL
FILL COLOR E1
CCM LOGO ON CUFF ROLL
OUTLINE COLOR E2



STANDARD CCM GLOVE COLORS




BLACK




WHITE




RED
186C



NAVY
282C




ROYAL 58
287C



ROYAL 08
281C



YELLOW
109C



ANTIQUE GOLD
4515C



SKY BLUE
292C




PHOENIX RED
202C



STORM GREY
431C



SILVER
429C



DARK GREEN
3435C



KELLY GREEN
356C



SUN FLOWER
1235C



PURPLE
267C



BEIGE
468C



BROWN
440C



ORANGE
166C



MAROON
490C



PURE GOLD (VGK)
1255C**



TEAL
315C*



BRIGHT GREEN
375C*



CAPITAL BLUE
647C*



ICE BLUE
324C*

* AVAILABLE ONLY FOR ZONES E1/E2
** NOT AVAILABLE FOR ZONE C



- NO COLOR LIMIT
- LIMITED DETAIL
DUE TO AVAILABLE SPACE



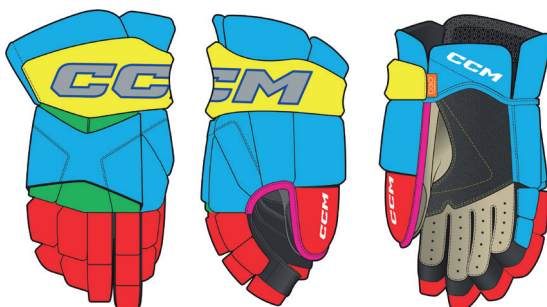
- EMBROIDERY ONLY
- WHITE ONLY
- 15 CHARACTER MAX

CUSTOMIZABLE GLOVE ZONES



CUFF ROLL LOGO
**CCM
EMBROIDERY**

CCM LOGO ON CUFF ROLL
FILL COLOR E1
CCM LOGO ON CUFF ROLL
OUTLINE COLOR E2




CUSTOMIZABLE GLOVE ZONES



CUFF ROLL LOGO
**CCM
EMBROIDERY**

CCM LOGO ON CUFF ROLL
FILL COLOR E1
CCM LOGO ON CUFF ROLL
OUTLINE COLOR E2



- NO COLOR LIMIT
- LIMITED DETAIL
DUE TO AVAILABLE SPACE



- EMBROIDERY ONLY
- WHITE ONLY
- 15 CHARACTER MAX

JETSPEED FT6 PRO GLOVES



NEW AER-TEC THERMOREGULATION SYSTEM

BUILT WITH CCM'S INNOVATIVE AER-TEC THERMOREGULATION SYSTEM, THESE GLOVES FOSTER ENHANCED AIR CIRCULATION, SWEAT EVAPORATION AND REGULATION OF BODY HEAT, WHICH ALLOWS THE BODY'S CORE TEMPERATURE TO COOL QUICKER, HELPING YOU MAKE FASTER, BETTER DECISIONS WHEN IT COUNTS.



INTRODUCING THE NEXT LEVEL OF COOL -

THE ALL-NEW FT6 PRO JETSPEED GLOVE LINE, DESIGNED TO OFFER MAXIMUM BREATHABILITY IN A HIGHLY MOBILE, LIGHTWEIGHT YET RELIABLE PROTECTIVE PACKAGE.

PLAYERS WILL FEEL LIGHTER AND COOLER THAN EVER - AND BE ABLE TO PLAY THEIR BEST GAME YET, ALL WHILE BEING WELL-PROTECTED.

THROUGH STRATEGICALLY-PLACED AER-TEC SUSPENSION MESH AND VENTILATION SYSTEMS, FT6 PRO GLOVES ALLOWS COOL AIR INTAKE & CIRCULATION, WITH SPACE THAT ALLOWS SWEAT TO EVAPORATE AND HOT AIR TO TRAVEL OUT.

CCM HAS REDUCED THE HOT SPOTS WHERE PLAYERS FEEL THE MOST HEAT ACCUMULATION DURING PLAY, SUCH AS THE HANDS.

NOW YOU CAN FOCUS ON MAKING THE BEST MOVES FROM HEAD TO TOE, FROM START TO FINISH.

FEEL COOLER PLAY SMARTER

TECH 001

COMFORT

IMPROVED OFF-THE-SHELF COMFORT AND FEEL, THAT LASTS GAME AFTER GAME IN OUR MOST DURABLE CONSTRUCTION YET.

TECH 002

BREATHABLE

WHEN YOUR HANDS GO TO WORK, AER-TEC DOES ITS PART BY PROVIDING EXTRA AIRFLOW TO KEEP YOUR HANDS DRY WHILE YOU LIGHT IT UP.

TECH 003

MOBILE

FULL RANGE OF MOTION WITHOUT SACRIFICING PROTECTION FOR THOSE SWEET DANGLES.

IN COLLABORATION WITH THE UNIVERSITY OF OTTAWA, CCM DEVELOPED A TESTING PROTOCOL TO MEASURE HOCKEY PLAYERS' PERFORMANCE DROP DUE TO OVERHEATING DURING PLAY.

RESULTS* SHOW PLAYERS WEARING AER-TEC EQUIPMENT NOT ONLY HAVE COOLER SKIN TEMPERATURE, BUT ALSO PERFORM BETTER (SKATE FASTER, MAKE THE RIGHT DECISIONS FASTER).

*COMPARED TO PLAYERS WEARING TRADITIONAL HOCKEY EQUIPMENT IN THE SAME CONDITIONS.



NEW
[HGFT6PRO]
JETSPEED FT6 PRO
GLOVES

SIZES SR 13", 14", 15" \$
JR 11", 12" \$



NEW
[HGFT6]
JETSPEED FT6
GLOVES

SIZES SR 13", 14", 15" \$
JR 10", 11", 12" \$



NEW
[HG680]
JETSPEED FT680
GLOVES

SIZES SR 13", 14", 15" \$
JR 10", 11", 12" \$

CONSTRUCTION	AER-TEC THERMOREGULATION SYSTEM + PRO-APPROVED POLYESTER + SYNTHETIC LEATHER AER-TEC powered system allows maximum breathability and airflow. Durable, lightweight construction optimized for pro-level of play, with a new backroll design that follows a perfectly anatomical shape.	CONSTRUCTION	AER-TEC THERMOREGULATION SYSTEM + PRO-APPROVED POLYESTER AER-TEC powered system allows maximum breathability and airflow. Lightweight construction with a new back roll design that follows a perfectly anatomical shape, ideal for an elite or competitive level player.	CONSTRUCTION	PRO-QUALITY MESH + LIGHTWEIGHT POLYESTER Lightweight and incredibly durable, in an anatomical back roll design ideal for competitive play.
LINER	AER-TEC SUSPENSION SYSTEM MESH LINER TREATED WITH POLYGIENE & ODOR CRUNCH Max ventilation and mesh lining for cooling and evaporation to help keep hands dry. Absorbs less sweat to stay light and provides instant & long-lasting comfort.	LINER	AER-TEC SUSPENSION SYSTEM MESH LINER TREATED WITH POLYGIENE & ODOR CRUNCH Max ventilation and mesh lining for cooling and evaporation to help keep hands dry. Absorbs less sweat to stay light and provides instant & long-lasting comfort.	LINER	LAMINATED LINER WITH PU FOAM CUSHIONING Soft feel from the start for great comfort.
FINGERS	PREMIUM ZOTEOFAM® & HIGH DENSITY PE FOAM + PE INSERTS + PU FOAM CUSHIONING Offering the best protection-to-weight ratio: extremely lightweight construction with pro-level protection, and three-piece index for max dexterity.	FINGERS	PRO-LEVEL HIGH-DENSITY PE FOAM + PE INSERTS + PU FOAM CUSHIONING Lightweight construction yet high level protection and three-piece index for maximum dexterity.	FINGERS	PE FOAM + PE INSERTS Lightweight high quality protective foam and plastic inserts.
BACKHAND	AER-TEC VENTILATION SYSTEM + PREMIUM ZOTEOFAM® + HIGH DENSITY PE FOAM + PE INSERTS 3 ventilated ports on back of hand for optimal airflow along with pro-level protection.	BACKHAND	AER-TEC VENTILATION SYSTEM + PRO-LEVEL PE FOAM + HIGH DENSITY PE FOAM + PE INSERTS 2 ventilated ports on back of hand for optimal airflow along with elite-level protection.	BACKHAND	PE FOAM + PE INSERTS Premium foam and inserts deliver lightweight, top-notch protection.
THUMB	PRO FLEXTHUMB - FROM SIZE 11" 2-piece thumb delivers better mobility and an incredible grip on your stick with ventilated mesh in back of thumb for added airflow where you really feel it.	THUMB	PRO FLEXTHUMB - FROM SIZE 11" 2-piece thumb delivers better mobility and an incredible grip on your stick with ventilated mesh in back of thumb for added airflow where you really feel it.	THUMB	PRO FLEXTHUMB - FROM SIZE 11" Increased mobility for a better grip.
PALM	SENSALAST PRO PALM: PRO CLARINO BASE PALM + SENSALAST REINFORCEMENT WITH EMBOSSED TEXTURE + TREATED WITH POLYGIENE & ODOR CRUNCH Seamless palm-to-cuff transition inside & out for ultimate comfort, combined with a pro-feel palm providing an optimal interaction with your stick.	PALM	SENSALAST PALM + REINFORCEMENT WITH EMBOSSED TEXTURE + TREATED WITH POLYGIENE & ODOR CRUNCH Soft feel seamless palm-to-cuff transition inside & out, combined with a pro-feel palm allowing ultimate stickhandling with high-caliber durability and grip.	PALM	SENSALAST PALM + SUBLIMATED REINFORCEMENT Soft feel and enhanced durability.
CUFF	SHORT PRE-ANGLED OPEN FLEXCUFF + FLOFOAM CUSHIONING Allows for unrestricted wrist movements, flexibility and protection plus breathable protection.	CUFF	SHORT PRE-ANGLED OPEN CUFF Enhanced range of wrist movements and protection.	CUFF	SHORT PRE-ANGLED ONE-PIECE OPEN CUFF Unrestricted wrist movement, plus augmented flexibility and protection.
OTHER	POLYGIENE + ODOR CRUNCH TREATED SUBLIMATED LINER Superior quality liner that feels great and helps you stay dry with enhanced antibacterial and odor fighting treatments to help keep your gloves feeling fresh.	OTHER	POLYGIENE + ODOR CRUNCH TREATED SUBLIMATED LINER Superior quality liner that feels great and helps you stay dry with enhanced antibacterial and odor fighting treatments to help keep your gloves feeling fresh.	COLORS	

COLORS



COLORS





[HGAS5PRO]
TACKS AS-V PRO
GLOVES



Polygiene®



SIZES SR 13", 14", 15" \$
JR 11", 12" \$



[HGAS5]
TACKS AS-V
GLOVES



Polygiene®



SIZES SR 13", 14", 15" \$
JR 10", 11", 12" \$

CONSTRUCTION	MAX PROTECTION ASD (ANATOMICAL SHIELD DESIGN) WITH PRO APPROVED POLYESTER + PU LEATHER Pro-level protection in a highly mobile and roomy design paired with great tech to keep your hands comfortable and ready for whatever the game brings.	CONSTRUCTION	MAX PROTECTION ASD (ANATOMICAL SHIELD DESIGN) WITH PRO APPROVED POLYESTER + PU LEATHER Elite-level protection in a highly mobile and roomy design to keep your hands comfortable and ready for whatever the game brings.
LINER	POLYGIENE + ODOR CRUNCH TREATED LINERS AND COMFORT FOAMS Soft and comfortable foam with enhanced antibacterial and odor fighting treatments to help keep your gloves feeling fresh.	LINER	POLYGIENE + ODOR CRUNCH TREATED LINERS AND COMFORT FOAMS Soft and comfortable foam with enhanced antibacterial and odor fighting treatments to help keep your gloves feeling fresh.
FINGERS	DUAL LAYER WITH PREMIUM HIGH DENSITY PE FOAM + PE PLASTIC INSERTS + NASH FINGERTIPS + 3 PIECE INDEX Pro-level protection with construction that allows for optimal freedom of movement, dexterity and durability.	FINGERS	DUAL LAYER WITH HIGH DENSITY EVA FOAM + PE PLASTIC INSERTS + 3 PIECE INDEX Elite-level protection construction that allows for great freedom of movement, great dexterity and durability.
BACKHAND	VENTILATED NEST TECH BASE + INTEGRATED IMPACT PROTECTION PLATE WITH D3O® (BACKPLATE & KNUCKLES) Pro Level impact protection + Vent-Tech breathability allows for better air flow helping your hands stay cool and protected in a lightweight sleek pro-inspired look.	BACKHAND	VENT-TECH BASE + INTEGRATED IMPACT PROTECTION PLATE WITH D3O® (BACKPLATE & KNUCKLES) Elite-Level impact protection + ventilated base allows for better air flow helping your hands stay cool and protected while showing off a pro-inspired look.
THUMB	PRO FLEXTHUMB (FROM SIZE 11") 2-piece flexible thumb delivers better mobility and an incredible grip on your stick.	THUMB	PRO FLEXTHUMB (FROM SIZE 11") 2-piece flexible thumb delivers better mobility and an incredible grip on your stick.
PALM	POLYGIENE + ODOR CRUNCH TREATED DURA-PALM PRO SUBLIMATED AX SUEDE + REINFORCEMENT Pro-feel AX Suede palm and reinforcement with antibacterial and odor-fighting treatments help keep hands comfortable and fresh with a durable grip.	PALM	POLYGIENE + ODOR CRUNCH TREATED DURA-PALM SUBLIMATED AX SUEDE + KEVLAR REINFORCEMENT Pro-feel AX Suede palm with highly resistant Kevlar reinforcement, plus antibacterial and odor-fighting treatments to increase durability and freshness.
CUFF	FLEXMOTION SEGMENTED OPEN CUFF Shorter open anatomical cuff allows for great freedom of movement while staying protected. SUBLIMATED LINER INSIDE CUFF Superior quality liner that feels great from start to finish.	CUFF	FLEXMOTION SEGMENTED OPEN CUFF Shorter open anatomical cuff allows for great freedom of movement while staying protected. SUBLIMATED LINER INSIDE CUFF Superior quality liner that feels great from start to finish.

COLORS



BKWH NWWH BKRW NVRW BKGD



BKWH RYRW BKRW BKOR BKGD
NVSF NWWH NVRW RYWH RDWH



[HGAS580]

TACKS AS 580 GLOVES

D3O²

SIZES SR 13", 14", 15" \$
JR 10", 11", 12" \$



[HG4RP2]

TACKS 4R PRO² GLOVES

D3O²

Polygiene®

SIZES SR 13", 14", 15" \$
JR 10", 11", 12" \$



[HG4PROTEAM]

TACKS 4R PRO TEAM GLOVES

SIZES SR 13", 14", 15" \$
JR 10", 11", 12" \$

CONSTRUCTION COMPETITIVE LEVEL ASD (ANATOMICAL SHIELD DESIGN) WITH LIGHTWEIGHT POLYESTER
Competitive-level construction with high quality materials and great mobility built in.

CONSTRUCTION PRO-APPROVED POLYESTER + PU LEATHER
Maximize durability with a classic look.

CONSTRUCTION PRO-SELECTED POLYESTER
Maximize fit and comfort.

LINER LAMINATED LINER WITH PU CUSHION FOAM
Soft and comfortable game-ready feel.

LINER POLYGIENE® TREATED LINER
Soft, comfortable and treated with anti-microbial Polygiene® to help control odor-causing bacteria.

FINGERS / BACKHAND VENTED DUAL DENSITY FOAM WITH PE INSERTS
High level of protection and air flow to keep from overheating.

FINGERS DUAL-DENSITY FOAM WITH PE INSERTS + 3 PIECE INDEX
Top caliber protection with construction that allows for enhanced freedom of movement and dexterity.

FINGERS / BACKHAND DUAL DENSITY FOAM WITH PE INSERTS + D3O® SMART MATERIAL BACKHAND
Pro-level protection and shock absorbency around the entire hand with added D3O® Smart Material on the backhand.

THUMB FLEXIBLE THUMB - SR ONLY
Increases mobility for a better grip on the stick.

BACKHAND INTEGRATED IMPACT PROTECTION PLATE + D3O® IN KNUCKLES
Competitive-level impact protection in a pro-inspired look.

THUMB PRO FLEXTHUMB - SR ONLY
Two-piece thumb delivers better mobility and an incredible grip on your stick.

PALM DURABLE NASH PALM WITH REINFORCEMENT
Durable and soft to help improve stick handling.

THUMB PRO FLEXTHUMB (SR)
2-piece flexible thumb delivers better mobility and an incredible grip on your stick.

PALM NASH PALM WITH NASH REINFORCEMENT
An enhanced feel for your stick, plus superior durability and comfort.

CUFF OPEN, SEGMENTED CUFF WITH PE INSERTS
Enhances freedom of movement and protection.

PALM NASH PALM WITH NASH REINFORCEMENT
An enhanced feel for your stick, plus superior durability and comfort.

CUFF SEGMENTED FLEXCUFF WITH PE INSERTS
Open segmented cuff for major freedom of movement, flexibility and protection.

COLORS



RYRW NVRW MAWH DGWH

COLORWAYS ONLY AVAILABLE
WITH VENT SYSTEM
(ONLY IN 2022)

CUFF FLEXMOTION SEGMENTED OPEN CUFF
Shorter open anatomical cuff allows for great freedom of movement while staying protected.

COLORS



BKBK NVNV BKRW



BKWH RDRD RYRY

COLORS



BKOR NVSF BKSF

CUSTOM PANTS / SHELLS



[HP95C] CUSTOM HP95C PANTS

SIZES	SR	S, M, L, XL, 2XL
	JR	S, M, L

CONSTRUCTION	KEEPING THE POPULAR FEATURES OF THE PREVIOUS CUSTOM PANTS MODEL HP65C WITH SOME UPDATED FEATURES
ADJUSTMENT	INTERNAL BELT WITH WRAPAROUND LOWER BACK PROTECTION + 1" LENGTH ADJUSTMENT ZIPPER
KIDNEY	MOLDED PE CAP + SUBLIMATED COMFORT LINER + EMBROIDERED CCM LOGO
HIP	JDP HIP CAPS HELP DISTRIBUTE IMPACT ENERGY AWAY FROM THE JOINTS
BACK PROTECTION	REDESIGNED HD FLOATING SPINE GUARD + D3O® SMART MATERIAL IMPACT PROTECTION
THIGH GUARDS	MOLDED PE PLASTIC CAP + PE FOAM FOR ELITE-LEVEL PROTECTION
SHELL	PREMIUM 400D NYLON WITH HIGH ABRASION RESISTANT SIDE PANELS + INNER LEG ZIPPER + STRETCH PANELS WHERE NEEDED TO HELP MOBILITY



[HP85C] CUSTOM HP85C PANTS

SIZES	SR	S, M, L, XL, 2XL
	JR	S, M, L
	YT	S, M, L

CONSTRUCTION	KEEPING THE POPULAR FEATURES OF THE PREVIOUS CUSTOM PANTS MODEL HP45C WITH SOME UPDATED FEATURES
ADJUSTMENT	EXTERNAL BELT SYSTEM + 1" LENGTH ADJUSTMENT ZIPPER
KIDNEY	MOLDED PE CAP + SUBLIMATED COMFORT LINER
HIP	JDP HIP CAPS HELP DISTRIBUTE IMPACT ENERGY AWAY FROM THE JOINTS
BACK PROTECTION	REDESIGNED HD FLOATING SPINE GUARD
THIGH GUARDS	MOLDED PE PLASTIC CAP + PE FOAM FOR ELITE-LEVEL PROTECTION
SHELL	PREMIUM 400D NYLON WITH HIGH ABRASION RESISTANT SIDE PANELS + INNER LEG ZIPPER + STRETCH PANELS WHERE NEEDED TO HELP MOBILITY



[PP25C] [PP25WC] [PP25GC] CUSTOM PP25C PANT SHELL

SIZES	* SR	S, M, L, XL, 2XL
	* WM	S, M, L, XL
	* JR	S, M, L
	* YT	S, M, L
	** GOALIE	S/M, L/XL

CONSTRUCTION	PRO 400D + REINFORCEMENT High quality material made with more stretch for durability, comfort and mobility
ADJUSTMENT	ADJUSTABLE LENGTH For a customizable fit that will cover even the + 1" extended pants

* FITS OVER MOST HOCKEY PANTS
** FITS OVER MOST HOCKEY GOALIE PANTS



LOGO INFO

- NO COLOR LIMITATION
- LIMITED SIZE BASED ON AVAILABLE SPACE TO EMBROIDER
- YOU MUST SPECIFY THE LOGO WIDTH WHEN PLACING YOUR ORDER ON OUR CUSTOMIZER AND WE WILL ENSURE THE HEIGHT IS PROPORTIONAL

CCM LOGO ON THIGH

- COLOR OPTIONS - SAME AS STANDARD CCM BASE AND STRIPE COLOR

STRIPING OPTIONS



ST000
NO STRIPE

ST100
1"

ST200
2"

ST300
3"

ST210
2"+ 1"



ST310
3"+ 1"

ST320
3"+ 2"

ST321
3"+ 2"+ 1"

STBOT
3/4" TOP +
1/2" LOWER

STNYR **

** LIMITED COLORS AVAILABLE

WHITE/ BLACK • WHITE/ RED • WHITE/ ROYAL BLUE
WHITE/ NAVY • WHITE/ SUNFLOWER • WHITE/ ORANGE


MINIMUMS

PLAYER PANTS/SHELLS - MINIMUM - 15 PER ORDER (3 UNIT PER SIZE WITH 1 SIZE ALLOWED UNDER 3 UNITS)


GOALIE SHELL - MINIMUM - 2 PER ORDER (AS LONG AS PLAYER PANT/SHELL MINIMUM IS MET)

STANDARD CCM PANT COLORS

BASE AND STRIPES




BLACK




WHITE




RED
186C



NAVY
282C



ROYAL 58
287C



ROYAL 08
281C



YELLOW
109C




ANTIQUE GOLD
4515C




SKY BLUE
292C



PHOENIX RED
202C




DARK GREEN
3435C




KELLY GREEN
356C




SUN FLOWER
1235C



PURPLE
267C




BEIGE
468C



BROWN
440C



ORANGE
166C



MAROON
490C



SILVER
429C

JETSPEED FT6 PRO PANTS



NEW AER-TEC THERMOREGULATION SYSTEM

BUILT WITH CCM'S INNOVATIVE AER-TEC THERMOREGULATION SYSTEM, THE NEW JETSPEED PANTS HAVE BEEN REDESIGNED TO FOSTER ENHANCED AIR CIRCULATION, SWEAT EVAPORATION AND REGULATION OF BODY HEAT, WHICH ALLOWS THE BODY'S CORE TEMPERATURE TO COOL QUICKER, HELPING YOU MAKE FASTER, BETTER DECISIONS WHEN IT COUNTS.



THE FUTURE IS NOW INTRODUCING THE ALL-NEW JETSPEED FT6 PRO PANTS LINE. DESIGNED TO OFFER MAXIMUM BREATHABILITY FOR BETTER DECISION-MAKING, WHILE STILL OPTIMIZING MOBILITY AND PROTECTION. PLAYERS WILL FEEL LIGHT, COMFORTABLE AND COOL WHILE THEIR OPPONENTS TRY TO KEEP UP!

FEEL COOLER PLAY SMARTER

TECH 001

AER-TEC INSIDE

THE NEW FT6 PRO HOCKEY PANTS HAVE BEEN REDESIGNED TO MAXIMIZE THE SCIENTIFICALLY-PROVEN BENEFITS OF THERMOREGULATION.

TECH 002

LIGHTWEIGHT

PROTECTION THAT WON'T WEIGH YOU DOWN, WITHOUT SACRIFICING PROTECTION.

TECH 003

BREATHABLE

AER-TEC PROVIDES MAXIMUM VENTILATION WHILE YOU BLOW PAST THE OPPONENT.

TECH 004

MOBILE

PLAY WITH AN EDGE, PLAY WITH SPEED AND MAKE YOUR MOVE WITH CONFIDENCE.

IN COLLABORATION WITH THE UNIVERSITY OF OTTAWA, CCM DEVELOPED A TESTING PROTOCOL TO MEASURE HOCKEY PLAYERS' PERFORMANCE DROP DUE TO OVERHEATING DURING PLAY.

RESULTS* SHOW PLAYERS WEARING AER-TEC EQUIPMENT NOT ONLY HAVE COOLER SKIN TEMPERATURE, BUT ALSO PERFORM BETTER (SKATE FASTER, MAKE THE RIGHT DECISIONS FASTER).

*COMPARED TO PLAYERS WEARING TRADITIONAL HOCKEY EQUIPMENT IN THE SAME CONDITIONS.



NEW

[HPFT6PRO]

JETSPEED FT6 PRO PANTS

SIZES SR S, M, L, XL \$



D3O₂



NEW

[HPFT6]

JETSPEED FT6 PANTS

SIZES SR S, M, L, XL \$
JR S, M, L \$



D3O₂

CONSTRUCTION	AER-TEC THERMOREGULATION SYSTEM AER-TEC thermoregulation system with maximized air intake in shell and belly pad and air channels for maximum breathability. Tapered profile for a connected feel, in a reduced weight yet durable and flexible design, ideal for a fast-moving elite player.	CONSTRUCTION	AER-TEC THERMOREGULATION SYSTEM AER-TEC thermoregulation system with maximized air intake in shell and belly pad for maximum breathability. Tapered profile for a connected feel, in a reduced weight yet durable and flexible design, perfect for a nimble competitive team player.
ADJUSTMENT	EASY FIT ENTRY WITH BUILT-IN INTERNAL ANTI-TWIST BELT SYSTEM + 1" ZIPPER Wide front opening with stretchy functional panels for a seamless adjustment and vast range of movement. Features an integrated wider durable belt that will not twist and hidden +1" length-adjusting zipper that allows for a custom comfort fit that stays put.	ADJUSTMENT	EASY FIT ENTRY WITH BUILT-IN INTERNAL BELT SYSTEM + 1" ZIPPER Wide front opening with stretchy functional panels for a seamless adjustment and vast range of movement. Features an integrated wider durable belt and hidden +1" length-adjusting zipper for a custom fit and optimized comfort.
LINER	DRYFOAM TECHNOLOGY WITH SOFT LAMINATED WATER REPELLENT LINING Premium sublimated liner absorbs less sweat so you can stay dry and keep your equipment lightweight.	LINER	DRYFOAM TECHNOLOGY WITH SOFT LAMINATED WATER REPELLENT LINING Premium sublimated liner absorbs less sweat so you can stay dry and keep your equipment lightweight.
HIP / KIDNEY	MOLDED PE CAPS WITH VENTED FOAM BASE + AER-TEC VENTILATION SYSTEM + ANATOMICAL KIDNEY BREAK FLOFOAM pads form channels on inside of hip pads with a kidney contour design for maximum comfort and pro level protection. Added AER-TEC ventilation system to help keep you cool and dry.	HIP / KIDNEY	MOLDED PE CAPS WITH VENTED FOAM BASE + ANATOMICAL KIDNEY BREAK Elite-level impact protection with an anatomical kidney contour design for maximum comfort.
BACK PROTECTION	FLOATING SPINE PROTECTOR + INJECTION MOLDED HYBRID SPINE SHIELD WITH HD FOAM AND VENTILATION PORTS + VENTED TAILBONE PAD Pro-level spine protection with added ventilation exhaust system for superior breathability with segmented tailbone pad for pro-level mobility.	BACK PROTECTION	FLOATING SPINE PROTECTOR + INJECTION MOLDED HYBRID SPINE SHIELD + VENTILATED TAILBONE PAD Elite-level spine protection with added ventilation exhaust system for breathability + segmented tailbone pad for pro-level mobility.
THIGH GUARDS	LIGHTWEIGHT HD FOAM THIGH GUARDS + LEG ZIPPER Lightweight pro-level protection with floating thigh guards allowing custom embroidery, plus inner leg zipper to widen as needed.	THIGH GUARDS	LIGHTWEIGHT FOAM + MOLDED PE PLASTIC + LEG ZIPPER High-level protection with floating thigh guards + plus inner leg zipper to widen as needed.
SHELL	400D NYLON + 400D TEXTURED NYLON SIDE PANEL REINFORCEMENT + POLYESTER Made of premium Nylon reinforced in all the important areas, with a pro cut -1" length in back of the legs and repositioned inner leg zipper to reduce friction during cross-overs, plus a max airflow construction.	SHELL	400D NYLON + 400D TEXTURED NYLON SIDE PANEL REINFORCEMENT + POLYESTER Made of premium Nylon reinforced in all the important areas, with a pro cut -1" length in back of the legs and repositioned inner leg zipper to reduce friction during cross-overs, for overall improved durability and airflow.

COLORS



BLACK

NAVY

RED

HPFT6PRO - LAUNCH DATE

COLORS



BLACK

NAVY

RED

HPAS5 - LAUNCH DATE



[HPAS5PRO] **NEW**
TACKS AS-V PRO
 PANTS





SIZES	SR	S, M, L, XL	\$
	JR	M, L	\$



[HPAS5] **NEW**
TACKS AS-V
 PANTS



SIZES	SR	S, M, L, XL	\$
	JR	S, M, L	\$

CONSTRUCTION	MAX COVERAGE ASD (ANATOMICAL SHIELD DESIGN) FLEXMOTION WRAPAROUND PROTECTION New ASD construction is engineered to offer the highest quality protection, coupled with Flexmotion technology for the best fit and comfort in this classic fit hockey pant.	CONSTRUCTION	MAX COVERAGE ASD (ANATOMICAL SHIELD DESIGN) New ASD construction is engineered to offer an elite-level of protection and comfort all in a classic fit.
ADJUSTMENT	INTEGRATED BELT + STABILIZED BELLY PAD + 1" ZIPPER Adjustable built-in belt locks pants in place during play, while the protective belly pad offers more coverage and stays where it should. The practical hidden +1" length extension is great for growth spurts or taller players.	ADJUSTMENT	INTERNAL BELT + STABILIZED BELLY PAD + 1" ZIPPER Adjustable inner belt keeps pants in place, while the enhanced coverage protective belly pad also stays where it should. The practical hidden +1" length extension is great for growing players.
KIDNEY	MOLDED PE CAP + SUBLIMATED COMFORT LINER Elite-level impact protection with maximum comfort.	KIDNEY	MOLDED PE CAP + SUBLIMATED COMFORT LINER Elite-level impact protection with maximum comfort.
HIP	JDP HIP CAPS WITH D30® AERO Pro-level hip cap reinforced with D30® Aero Smart Material disperses impact force away from hip joints while the unique segmented Flexmotion hip pad design increases mobility.	HIP	JDP HIP CAPS WITH D30® LITE Elite-level hip cap disperses impact force away from hip joint with D30® Lite to help absorb impact and shock.
BACK PROTECTION	EXPOSED HD FOAM SPINE WITH D30® AERO + SEAMLESS TRANSITION TO TAILPAD Spine protection powered by D30® AERO offers an elite-level reliable shield while redesigned Flexmotion wraparound interior leaves no protection gaps, keeping hip & tail pads connected for optimal comfort.	BACK PROTECTION	EXPOSED FOAM SPINE WITH D30® LITE + SEAMLESS TRANSITION TO TAILPAD Spine protection powered by D30® AERO offers elite-level protection while tailpad flows seamlessly inside for optimal comfort.
THIGH GUARDS	FLOATING MOLDED HD FOAM CAP + PE FOAM Pro-level protection with a floating thigh guard allowing for custom embroidery.	THIGH GUARDS	FLOATING MOLDED PE PLASTIC CAP + PE FOAM Elite-level protection with a floating thigh guard allowing for custom embroidery.
SHELL	PRO CUT WITH PREMIUM 400D NYLON WITH HIGH ABRASION RESISTANT SIDE PANELS, BELT AND KIDNEYS + INNER LEG ZIPPER Made of premium Nylon reinforced in all the important areas, with new features like a pro cut -1" length in back of the legs and repositioned inner leg zipper to reduce friction during cross-overs, for overall improved durability.	SHELL	PRO CUT WITH PREMIUM 400D NYLON WITH HIGH ABRASION RESISTANT SIDE PANELS, BELT + INNER LEG ZIPPER Made of premium Nylon with reinforced sides, including new features like a pro cut -1" length in back of the legs and repositioned inner leg zipper to reduce friction during cross-overs, for overall improved durability.
COLORS	 BLACK NAVY	COLORS	 BLACK NAVY



[HPAS580] **NEW**
TACKS AS 580
 PANTS

SIZES	SR	S, M, L, XL, 2XL	\$
	JR	S, M, L	\$



[HP95T]
TACKS 95T TEAM
 PANTS

SIZES	SR	S, M, L, XL, 2XL	\$
	JR	S, M, L	\$



CONSTRUCTION

MAX COVERAGE ASD (ANATOMICAL SHIELD DESIGN)
 New ASD construction is engineered to offer the highest quality protection.

CONSTRUCTION

KEEPING THE POPULAR FEATURES OF THE PREVIOUS CUSTOM PANTS MODEL HP65C WITH SOME UPDATED FEATURES

ADJUSTMENT

INTERNAL BELT + 1" ZIPPER
 The inner belt allows you to find your perfect fit and keep the pants in place during play while an extra 1" extension means these pants can grow with the player.

ADJUSTMENT

INTERNAL BELT WITH WRAPAROUND LOWER BACK PROTECTION + 1" LENGTH ADJUSTMENT ZIPPER

KIDNEY

MOLDED PE CAP + SUBLIMATED COMFORT LINER
 Trustworthy impact protection with maximum comfort.

KIDNEY

MOLDED PE CAP + SUBLIMATED COMFORT LINER + EMBROIDERED CCM LOGO

HIP

JDP HIP CAPS
 Elite-level hip cap disperses impact force away from hip joint.

HIP

JDP HIP CAPS HELP DISTRIBUTE IMPACT ENERGY AWAY FROM THE JOINTS

BACK PROTECTION

EXPOSED FOAM SPINE + SEAMLESS TRANSITION TO TAILPAD
 Competitive-level spine protection and enhanced comfort tailpad that flows into the pants seamlessly.

BACK PROTECTION

REDESIGNED HD FLOATING SPINE GUARD + D3O® SMART MATERIAL IMPACT PROTECTION

THIGH GUARDS

FLOATING MOLDED PE PLASTIC CAP + PE FOAM
 Reliable protection with a floating thigh guard so pant legs can be custom embroidered.

THIGH GUARDS

MOLDED PE PLASTIC CAP + PE FOAM FOR ELITE-LEVEL PROTECTION

SHELL

PREMIUM 400D NYLON WITH HIGH ABRASION RESISTANT SIDE PANELS + INNER LEG ZIPPER
 Premium Nylon for maximum durability.

SHELL

PREMIUM 400D NYLON WITH HIGH ABRASION RESISTANT SIDE PANELS + INNER LEG ZIPPER + STRETCH PANELS WHERE NEEDED TO HELP MOBILITY

COLORS



COLORS





[PGJS]

JETSPEED GIRDLE

SIZES	SR	S, M, L, XL	\$
	JR	M, L	\$

CONSTRUCTION	PRO 400D NYLON WITH SIDE PANEL REINFORCEMENT	Sublimated liner with Dry Foam technology to keep the product lightweight.
ADJUSTMENT	ADJUSTABLE THIGH GUARD (LENGTH / WIDTH)	Easily customizable fit for an excellent level of comfort.
HIP / THIGH	PE MOLDED CAP + MID-DENSITY FOAM	Pro-level lightweight impact protection, plus JDP hip caps to disperse impact force away from the hip joint.
BACK PROTECTION	INJECTION-MOLDED HYBRID SPINE SHIELD WITH D3O® AND HD FOAM	Pro-level impact protection in the lower back with a segmented tailbone pad that molds to your body.

COMPATIBLE WITH PPJS SHELL, **SOLD SEPARATELY**

[PPJS]

JETSPEED GIRDLE SHELL

SIZES	SR	S, M, L, XL	\$
	JR	M, L	\$

CONSTRUCTION	PRO 400D NYLON WITH SIDE PANEL REINFORCEMENT	Reduced weight, optimized durability plus mesh panels for breathability and stretch panels for great mobility.
ADJUSTMENT	HIDDEN 1" ZIPPER + ADJUSTABLE LENGTH & INSIDE LEG ZIPPER	For a customizable fit.
PROTECTION	PADDED KIDNEY BELT OVER INTERNAL BELT	Low-profile belt for added protection and comfort.
COLORS	BLACK, NAVY	

OPTIMIZED FIT OVER PGJS GIRDLE WITH ATTACHMENTS TO SECURE IN PLACE FOR A SEAMLESS PRO LOOK**NEW**

[PP25] [PP25G] • [PP25T] [PP25GT]

PANT SHELL

SIZES	* SR	S, M, L, XL, 2XL	\$
	* JR	S, M, L	\$
	** GOALIE	S/M, L/XL	\$

CONSTRUCTION	PRO 400D + REINFORCEMENT	High quality material made with more stretch for durability, comfort and mobility
ADJUSTMENT	ADJUSTABLE LENGTH	For a customizable fit that will cover even the + 1" extended pants

COLORS



BLACK



NAVY



RED



ROYAL



DARK GREEN



MAROON



PHEONIX RED



KELLY GREEN

PP25 & PP25G ONLY OFFERED IN THESE COLORS

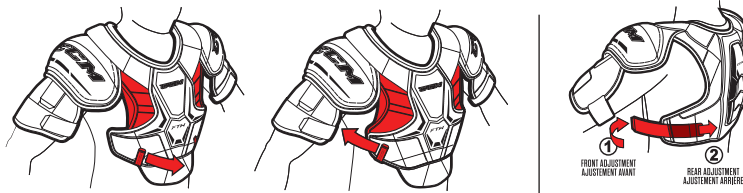
* FITS OVER MOST HOCKEY PANTS

** FITS OVER MOST HOCKEY GOALIE PANTS

FOR HPFTW, SUGGEST TO SIZE DOWN 1 SIZE.

CUSTOMIZABILITY

JETSPEED FTW SHOULDER PADS FEATURE AN ADJUSTABLE STRAPPING SYSTEM FOR A TAILORED WRAPAROUND FIT, PLUS YOU CAN SHIFT YOUR COVERAGE. THE PANTS IN THIS COLLECTION ALSO COME WITH A HIDDEN +1" ZIPPER LENGTH ADJUSTMENT.



[SPFTW]

JETSPEED FTW WOMEN'S SHOULDER PADS

SIZES WM S, M, L \$

D3O²

CHEST	INNOVATIVE ADJUSTABLE CHEST PROTECTION	Made from premium molded foam, the adjustable chest panel is designed to conform and fit all women's bodies – no matter what shape or size. Because reliable protection should be comfortable too.
BODY	COMFORT SIDE GUSSET + ADJUSTABLE TORSO STRAP SYSTEM	You can't always predict where the hits will land. That's why we added unique adjustable side coverage to our trademark adjustable length strap system, plus a removable belly pad, for that perfect custom fit.
CAPS	LOW-PROFILE MOLDED SHOULDER CAPS WITH D3O ² SMART MATERIAL	Made from impact-absorbing D3O ² Smart Material, these low-sitting lightweight caps deliver high-level protection built for a woman's body shape, all without slowing you down.
CLAVICLE	FLOATING CLAVICLE PROTECTION	Must-have protection in a key impact area.
SPINE	ANATOMICAL MOLDED PE SPINE	Maximum protection for the back.
BICEP	HEIGHT-ADJUSTABLE FLOATING BICEPS	Elite low-profile protection that's comfortable and less restrictive.

[HPFTW]

JETSPEED FTW WOMEN'S PANTS

SIZES WM S, M, L \$

D3O²



CONSTRUCTION	BUILT TOUGH WITH STRETCH BACK PANEL	Made with a back panel that can stretch to any size, these lightweight pants provide comfortable protection from heavy hits.
ADJUSTMENT	STRETCH OPENING + INTERNAL BELT SYSTEM + HIDDEN 1" LENGTH - ADJUSTING ZIPPER	Easy on/off extendable opening with lace closure for a custom snug fit and unparalleled comfort.
BACK PROTECTION	LOW-PROFILE INJECTION-MOLDED HYBRID SPINE SHIELD WITH D3O ² + SEGMENTED TAILBONE PAD	Pro-level impact protection in the lower back with a segmented tailbone pad that molds to the body.
LINER	DRYFOAM TECHNOLOGY WITH SOFT LAMINATED WATER REPELLENT LINING	Soft laminated liner absorbs less sweat so you can stay dry and your equipment lightweight.
THIGH GUARD	MOLDED PE PLASTIC + INNER LEG ZIPPER	Equipped with a low-profile design and a zipper adjustment, this thigh guard was made to deliver pro-level protection.
HIP / KIDNEY	MOLDED PE CAPS	Pro-protection in the hips and kidney area.

COLOR BLK





AER-TEC TOTALDRI

CCM TOTALDRI HAS BEEN ENHANCED WITH AER-TEC TECHNOLOGY TO OPTIMIZE FABRIC WICKING AND PROVIDE STRATEGIC AERATION ZONES TO EVAPORATE SWEAT AND ALLOW THE BODY TO COOL QUICKER.

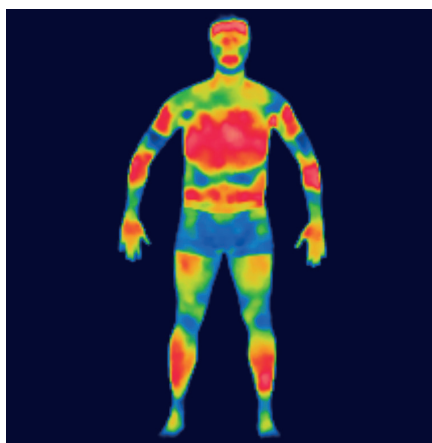
AER-TEC SUSPENSION SYSTEM

CCM'S NEW AER-TEC SUSPENSION SYSTEM CREATES SPACES WHICH ALLOW COOL AIR TO CIRCULATE THROUGH THE EQUIPMENT WHICH IN TURN PROMOTES SWEAT EVAPORATION AND ALLOWS HOT AIR TO ESCAPE.

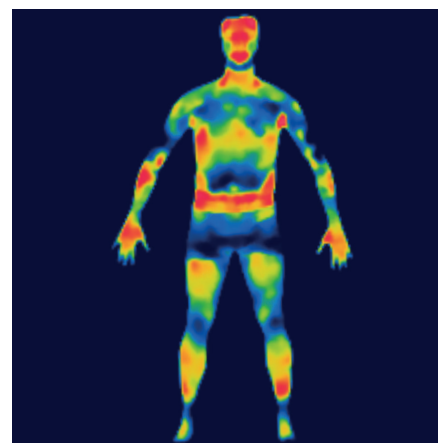
AER-TEC VENTILATION SYSTEM

STRATEGICALLY PLACED AIR PORTS IN GEAR ALLOW FOR OPTIMAL AIR FLOW TO PROMOTE SWEAT EVAPORATION OFF OF THE BODY THANKS TO CCM'S NEW AER-TEC VENTILATION SYSTEM.

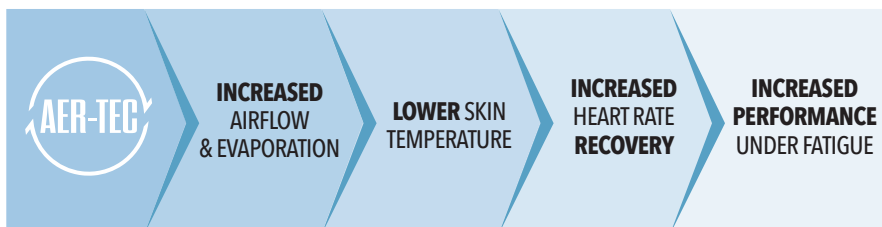
FEEL COOLER PLAY SMARTER



THERMAL IMAGE
**WITHOUT
AER-TEC***

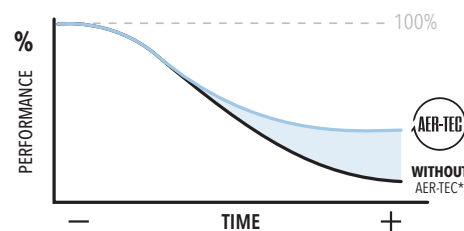


THERMAL IMAGE
**WITH
AER-TEC**

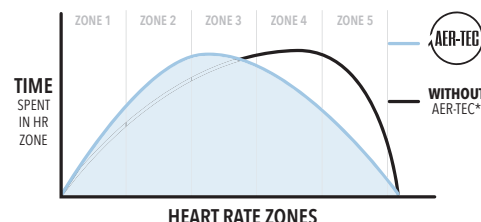


AER-TEC IS THE LATEST CCM TECHNOLOGY THAT WAS DESIGNED AND ENGINEERED TO PROMOTE THERMOREGULATION FOR PLAYERS AND GOALIES. THE TECHNOLOGY IS BUILT INTO BASE LAYER TOP AND BOTTOMS, PROTECTIVE EQUIPMENT FOR PLAYERS AND GOALIES, AND IN THE NEWEST GAMEWEAR JERSEYS AND SOCKS. THE TECHNOLOGY FUNCTIONS ON ITS OWN IN EACH PIECE OF GEAR, BUT ALSO MORE EFFICIENTLY IN SYNERGY AS A SYSTEM BETWEEN ALL LAYERS OF GEAR. THE ABSORPTION, EVAPORATION AND VENTILATION OF THE GEAR ALLOWS THE BODY'S CORE TEMPERATURE TO COOL QUICKER, HELPING YOU MAKE FASTER, BETTER DECISIONS WHEN IT COUNTS.

YOU'LL NOTICE THE DIFFERENCE ONCE YOU'RE REALLY GOING ALL OUT ON THE ICE. AER-TEC KEEPS YOUR BODY TEMPERATURE REGULATED AND COOL, WHICH HELPS KEEP YOUR PERFORMANCE FROM DECLINING AND ALLOWS YOU TO STAY AT THE TOP OF YOUR GAME. SAY GOODBYE TO WET GEAR AND OVERHEATING. SAY HELLO TO THE NEWEST TECHNOLOGY IN PERFORMANCE.



AER-TEC HELPS REGULATE YOUR BODY TEMPERATURE AND KEEP YOU COOL SO YOU CAN PERFORM BETTER UNDER FATIGUE.



AER-TEC REDUCES THE AMOUNT OF TIME SPENT NEAR YOUR MAX HEART RATE

* THERMAL IMAGES TAKEN AFTER HOCKEY GAME SIMULATION TESTING PROTOCOL. TESTING WAS PERFORMED ON AER-TEC GEAR (SIZE SR. L JETSPED FT6 PRO PROTECTIVE, 2023 BASE LAYERS, 7000 GAMEWEAR JERSEY AND SOCKS) VERSUS PREVIOUS MODELS OF CCM PROTECTIVE, BASE LAYERS AND GAMEWEAR GEAR.

JETSPEED FT6 PRO PROTECTIVE



NEW AER-TEC THERMOREGULATION SYSTEM

BUILT WITH CCM'S INNOVATIVE AER-TEC THERMOREGULATION SYSTEM, THIS GEAR FOSTERS ENHANCED AIR CIRCULATION, SWEAT EVAPORATION AND REGULATION OF BODY HEAT, WHICH ALLOWS THE BODY'S CORE TEMPERATURE TO COOL QUICKER, HELPING YOU MAKE FASTER, BETTER DECISIONS WHEN IT COUNTS.



THE FUTURE IS NOW INTRODUCING THE ALL-NEW FT6 PRO JETSPEED PROTECTIVE LINE, DESIGNED TO OFFER MAXIMUM BREATHABILITY IN A HIGHLY MOBILE, LIGHTWEIGHT YET RELIABLE PROTECTIVE PACKAGE. PLAYERS WILL FEEL LIGHTER AND COOLER THAN EVER - AND BE ABLE TO PLAY THEIR BEST GAME YET, ALL WHILE BEING WELL-PROTECTED.

THROUGH STRATEGICALLY-PLACED AER-TEC SUSPENSION MESH AND VENTILATION SYSTEMS, FT6 PRO GEAR ALLOWS COOL AIR INTAKE & CIRCULATION, WITH GAPS THAT ALLOW SWEAT TO EVAPORATE AND HOT AIR TO TRAVEL OUT.

CCM HAS REDUCED THE HOT SPOTS WHERE PLAYERS FEEL THE MOST HEAT ACCUMULATION DURING PLAY.

NOW YOU CAN FOCUS ON MAKING THE BEST MOVES FROM HEAD TO TOE, FROM START TO FINISH.

FEEL COOLER PLAY SMARTER

TECH 001

AER-TEC INSIDE

EACH PIECE OF THE NEW FT6 PRO PROTECTIVE GEAR HAS BEEN REDESIGNED TO MAXIMIZE THE SCIENTIFICALLY-PROVEN BENEFITS OF THERMOREGULATION.

TECH 002

LIGHTWEIGHT

CCM ENGINEERING AT ITS FINEST - OUR LIGHTEST UNDER-PROTECTIVE EQUIPMENT, WITHOUT SACRIFICING PROTECTION.

TECH 003

BREATHABLE

AER-TEC ALLOWS THE EQUIPMENT TO BREATHE BETTER, ALLOWING THE BODY TO STAY COOL, ALLOWING YOU TO PERFORM YOUR BEST EVERY SHIFT.

TECH 004

MOBILE

NEW TECH, SAME DNA - STILL OFFERS MAXIMUM MOBILITY WHILE PROTECTING YOU AT ALL COSTS - NOW WITH THE ADDED UNIQUE BENEFITS OF THERMOREGULATION.

IN COLLABORATION WITH THE UNIVERSITY OF OTTAWA, CCM DEVELOPED A TESTING PROTOCOL TO MEASURE HOCKEY PLAYERS' PERFORMANCE DROP DUE TO OVERHEATING DURING PLAY.

RESULTS* SHOW PLAYERS WEARING AER-TEC EQUIPMENT NOT ONLY HAVE COOLER SKIN TEMPERATURE, BUT ALSO PERFORM BETTER (SKATE FASTER, MAKE THE RIGHT DECISIONS FASTER).

*COMPARED TO PLAYERS WEARING TRADITIONAL HOCKEY EQUIPMENT IN THE SAME CONDITIONS.



NEW

[SPFT6PRO]

JETSPEED FT6 PRO

SHOULDER PADS

SIZES	SR	S, M, L, XL	\$
	JR	M, L	\$



Polygiene®

NEW

[SPFT6]

JETSPEED FT6

SHOULDER PADS

SIZES	SR	S, M, L, XL	\$
	JR	S, M, L	\$



Polygiene®

CONSTRUCTION	<p>AER-TEC THERMOREGULATION SYSTEM + AMPLIFIED MOBILITY DESIGN WITH MOLDED ZOTEFOAM Maximum lightweight full exposed foam-only design is optimized to protect elite players, with max ventilation for cooling to help keep your body and gear light throughout the game. Low profile fit is close to the body and provides superior freedom of movement.</p>
CAPS	<p>ULTRA LIGHT U-FOAM SHOULDER CAPS Pro-level protection made from an incredibly light yet extremely durable EPP core.</p>
TORSO	<p>MOLDED ZOTEFOAM WITH LARGE VENTILATION PORTS + AER-TEC SUSPENSION SYSTEM + FLEXMOTION BASE JACKET Pro-level protection and improved interaction with pants for maximum protection and mobility, with optimal ventilation in torso and back to help keep your body dry and cool.</p>
BICEPS	<p>HD MOLDED FOAM GUARDS WITH LARGE VENTILATION PORTS + AER-TEC SUSPENSION SYSTEM + LENGTH ADJUSTMENT Lightweight custom comfort fit with a pro-level of protection and max ventilation in biceps for cooling to help keep your body dry. Improved interaction with elbow pad for better mobility.</p>
STERNUM / SPINE	<p>MOLDED HD HYBRID STERNUM & SPINE SHIELD WITH VENTILATION PORTS Compress molded HD foam articulated upper spine for an elite level of protection with added ventilation for breathability - overall lightweight & comfortable fit that protects.</p>
NO LINER	<p>AER-TEC SUSPENSION SYSTEM MESH LINER TREATED WITH POLYGIENE + ODOR CRUNCH + FULL DRY FOAM DESIGN Unique liner-free design allows the closed cell Zotefoam® to do its job by not absorbing sweat, while the innovative AER-TEC suspended mesh liner creates max ventilation for cooling and evaporation to further help keep you cool and dry.</p>
CLAVICLE	<p>FLOATING CLAVICLE COVERAGE WITH HD MOLDED FOAM Clavicle protection that moves with you and won't weigh you down.</p>
EXTRA PROTECTION	<p>EXTENDED COVERAGE FRONT PANEL + COMPRESS MOLDED HD PROTECTION PAD Added pro-level protection so you can do what you do best.</p>

CONSTRUCTION	<p>AER-TEC THERMOREGULATION SYSTEM + AMPLIFIED MOBILITY DESIGN WITH MOLDED PE FOAM Provides elite and competitive players both lightweight protection and serious mobility with max ventilation to help keep your body dry and cool.</p>
CAPS	<p>ULTRA LIGHT U-FOAM SHOULDER CAPS Pro-level protection made from an incredibly light and extremely durable EPP core + premium sublimated lining.</p>
TORSO	<p>MOLDED PE FOAM WITH LARGE VENTILATION PORTS + AER-TEC SUSPENSION SYSTEM + FLEXMOTION BASE JACKET Reliable protection that remains lightweight with perforated foam for ventilation in torso and back to cool you down while design provides improved interaction with pants.</p>
BICEPS	<p>PE-MOLDED CAP + LENGTH ADJUSTMENT Custom comfort fit and professional-level protection + premium sublimated lining.</p>
STERNUM / SPINE	<p>MOLDED HD HYBRID STERNUM SHIELD WITH VENTILATION PORTS + ANATOMICAL MOLDED PE SPINE Structural shield combines hard HDPE plastic with high-density PE foam for lightweight high caliber protection.</p>
HYBRID LINER	<p>AER-TEC SUSPENSION SYSTEM MESH LINER TREATED WITH POLYGIENE + ODOR CRUNCH + DRY FOAM SIDE PANELS Max ventilation for cooling and evaporation to help keep body dry. Liner-free design to reduce sweat absorption so you stay dry and your equipment stays light.</p>
CLAVICLE	<p>FLOATING CLAVICLE COVERAGE WITH PE PLASTIC GUARDS Highly protective yet mobile clavicle coverage.</p>
EXTRA PROTECTION	<p>EXTENDED COVERAGE FRONT PANEL + PE PLASTIC PROTECTION PAD Added elite-level protection so you can do what you do best.</p>



NEW

[EPFT6PRO]

JETSPEED FT6 PRO

ELBOW PADS

SIZES	SR	S, M, L, XL	\$
	JR	M, L	\$



CONSTRUCTION

AER-TEC THERMOREGULATION SYSTEM + 3-PIECE FLEXMOTION DESIGN AER-TEC THERMOREGULATION SYSTEM
Provides maximum breathability to keep you cool and dry. 3-piece Flexmotion construction follows the elbow's natural movements to offer superior comfort and pro-level protection.

FOREARM

REINFORCED HIGH DENSITY FOAM FOREARM GUARD WITH VENTILATION PORTS + AER-TEC SUSPENSION
Pro-level forearm guard made of compress-molded exposed foam provides highest level of lightweight protection while the innovative AER-TEC suspension system provides ventilation and aids airflow to help keep you cool and dry.

ELBOW CAP

MOLDED PE CAP WITH JDP CONSTRUCTION + EXPOSED EVA FOAM COVER
JDP elbow cap designed to disperse impact force away from the elbow joint plus a reinforced exposed EVA foam cover adds even more protection. Premium sublimated lining and donut hole for a comfortable feel.

BICEP

HIGH DENSITY FOAM BICEP COVER + FLEXLIDE ARTICULATED BICEP + VENTILATION PORTS
Compress-molded exposed DRYFOAM liner with max ventilation for cooling. Optimized articulation at the bicep provides better mobility to keep protection in place.

ATTACHMENT

Y-SHAPE MIDDLE LOCK STRAP FOR OPTIMIZED RETENTION + NYLON FOREARM STRAP
Anti-slippage construction to help keep your elbow protection locked in and comfortable.



NEW

[EPFT6]

JETSPEED FT6

ELBOW PADS

SIZES	SR	S, M, L, XL	\$
	JR	S, M, L	\$



CONSTRUCTION

AER-TEC THERMOREGULATION SYSTEM + 3-PIECE FLEXMOTION DESIGN AER-TEC THERMOREGULATION SYSTEM
Provides maximum breathability to keep you cool and dry. 3-piece Flexmotion construction follows the elbow's natural movements to offer superior comfort and elite-level protection.

FOREARM

REINFORCED HIGH DENSITY FOAM FOREARM GUARD + AER-TEC SUSPENSION
Elite-level forearm guard made of compress-molded HD foam provides highest level of protection. AER-TEC suspension system provides ventilation and aids airflow to help keep you cool and dry.

ELBOW CAP

MOLDED PE CAP WITH JDP CONSTRUCTION + EXPOSED EVA FOAM COVER
JDP elbow cap designed to disperse impact force away from the elbow joint plus a reinforced exposed EVA foam cover for even more protection. Premium sublimated lining and donut hole for a comfortable feel.

BICEP

FLOATING BICEP PAD + PE INSERT
High-caliber coverage around the bicep area and premium sublimated lining for elite-level protection and comfort.

ATTACHMENT

Y-SHAPE MIDDLE LOCK STRAP + NYLON FOREARM STRAP
Securely keeps the elbow pad in place close to the body.



NEW

[SGFT6PRO]

JETSPEED FT6 PRO

SHIN GUARD

SIZES	SR	14", 15", 16"	\$
	JR	12", 13"	\$



Polygiene®

NEW

[SGFT6]

JETSPEED FT6

SHIN GUARD

SIZES	SR	14", 15", 16"	\$
	JR	11", 12", 13"	\$



Polygiene®

CONSTRUCTION

AER-TEC THERMOREGULATION SYSTEM

Maximized thermoregulation system with multiple ventilation ports in shin cap and shin liner for maximum airflow, plus FLOFOAM knee donut contributes to comfort and pro-level protection.

CONSTRUCTION

AER-TEC THERMOREGULATION SYSTEM

Thermoregulation system with multiple ventilation ports in shin cap and shin liner for maximum breathability. FLOFOAM knee donut contributes to comfort and elite-level protection.

CALF GUARD

FLOATING COMPRESS-MOLDED HD FOAM

Lightweight pro-level protection for maximum impact calf guards plus added abrasion resistance at bottom.

CALF GUARD

FLOATING COMPRESS-MOLDED EVA FOAM

Elite-level lightweight shotblock calf guards plus added abrasion resistance at bottom.

KNEECAP

ANATOMICAL JDP KNEECAP

Removable/adjustable Flofoam knee comfort pad with premium sublimated lining plus JDP kneecap construction to disperse impact force away from the knee joint.

KNEECAP

ANATOMICAL JDP KNEECAP

Removable/Adjustable Flofoam knee comfort pad with premium sublimated lining plus JDP kneecap construction to disperse impact force away from the knee joint.

SHIN CAP

OPTIMIZED ANATOMICAL GEOMETRY WITH STRAP GROOVE

Pro-level shin cap lined with compress-molded exposed ZOTEFOAM and PE plastic anticollapse X-FRAME and multiple ventilation ports for premium breathability.

SHIN CAP

OPTIMIZED ANATOMICAL GEOMETRY WITH STRAP GROOVE

Pro-level shin cap lined with Perforated PE foam and PE plastic anticollapse X-FRAME and a single ventilation port for optimal breathability.

THIGH

MOLDED PREMIUM HD FOAM CONNECTED TO KNEE LINER

One-piece knee liner offers a close-to-the body pro-level protection.

THIGH

MOLDED PREMIUM EVA FOAM CONNECTED TO KNEE LINER

One-piece knee liner offers a close-to-the body pro-level protection.

ATTACHMENT

UPPER-LOCK STRAP WITH COMFORT CUSHION AND LENGTH-ADJUSTABLE CALF STRAP

Customize to all calf sizes for a snug and extra-comfortable fit.

ATTACHMENT

UPPER-LOCK STRAP WITH COMFORT CUSHION AND LENGTH-ADJUSTABLE CALF STRAP

Customize to all calf sizes for a snug and extra-comfortable fit.

LINER

AER-TEC SUSPENSION SYSTEM MESH LINER TREATED WITH POLYGIENE + ODOR CRUNCH

Max ventilation for evaporation to help keep shins dry and cool + abrasion-resistant 400D nylon bottom reinforcement.

LINER

AER-TEC SUSPENSION SYSTEM MESH LINER TREATED WITH POLYGIENE + ODOR CRUNCH

Max ventilation for evaporation to help keep shins dry and cool with abrasion-resistant 400D nylon bottom reinforcement.

OTHER

COMPRESS-MOLDED HD FOAM SIDE GUARD

Pro-level foam for extra side protection.

OTHER

COMPRESS-MOLDED EVA FOAM SIDE GUARD

Elite-level foam for extra side protection.



[SPAS5PRO] **NEW**
TACKS AS-V PRO
 SHOULDER PADS

D30[®]

SIZES	SR	S, M, L, XL	\$
JR	M, L		\$
YT	PAGE 39		



[SPAS5] **NEW**
TACKS AS-V
 SHOULDER PADS

D30[®]

SIZES	SR	S, M, L, XL	\$
JR	S, M, L		\$

CONSTRUCTION	MAX COVERAGE ASD (ANATOMICAL SHIELD DESIGN) FLEXMOTION CONSTRUCTION New ASD construction is engineered to offer the highest quality protection. Coupled with a Flexmotion design and you find yourself with elite-level protection without sacrificing comfort or mobility.	MAX COVERAGE ASD (ANATOMICAL SHIELD DESIGN) FLEXMOTION CONSTRUCTION New ASD construction for top quality protection paired with a Flexmotion design for elite-level protection without sacrificing comfort or mobility.
CAPS	DUAL CORE HD FOAM CAPS WITH EXPOSED FOAM COVERS + D30[®] AERO INSIDE + D30[®] LITE FRONTAL IMPACT POD Enhanced pro-level protection with D30 on the outer cap, to help absorb and distribute the toughest impacts from all angles.	JDP INJECTED CAPS WITH EXPOSED FOAM COVERS + D30[®] LITE INSIDE Pro-level construction disperses the impact force away from shoulders while D30 [®] helps absorb impact and shock.
TORSO	MOLDED HD FOAM + ADPTFIT LENGTH ADJUSTABLE STRAPS Superior comfort Flexmotion base jacket with added rib protection and length-adjustable torso straps to facilitate finding your ideal custom fit.	MOLDED MD EVA FOAM + ADPTFIT ADJUSTABLE STRAPS Superior comfort Flexmotion base jacket with added rib protection and length-adjustable torso straps to facilitate finding your ideal custom fit.
BICEPS	ADPTFIT+ STRAP AND HEIGHT ADJUSTABLE BICEP WITH + 1" INJECTED PLASTIC EXTENDABLE GUARD Allow for a custom fit to help bridge the gap between your shoulder pad and elbow pad for maximum coverage elite level protection.	ADPTFIT STRAP + HEIGHT ADJUSTABLE BICEP WITH INJECTED PLASTIC GUARD Customizable fit and reinforced bicep guards allow for pro-level protection where you need it.
STERNUM / SPINE	VENT-TECH FLOATING STERNUM & SPINE HYBRID SHIELDS + D30[®] AT PLEXUS & LOWER SPINE Vent-Tech construction allows for added airflow in these hot spots, keeping you cool while the new hybrid shields keep you protected throughout the game with D30 [®] Smart Material reinforcement in key sensitive impact zones.	VENT-TECH FLOATING STERNUM & SPINE HYBRID SHIELDS + D30[®] AT PLEXUS Added breathability keeps you cool throughout the game while the hybrid shield construction is reinforced by D30 [®] at the tender sternum plexus to counter any impacts.
LINER	SUBLIMATED LINER + SOFT FEEL DUAL-LAYER STRETCH PANELS Superior quality comfort liner with stretch feel panels throughout that move with you and keep the protection where it is should be.	SUBLIMATED LINER + SOFT FEEL FRONT STRETCH PANELS Superior quality comfort liner with stretch feel front panels to help you move freely.
CLAVICLE	REINFORCED FLOATING ARCHES FOR CLAVICLE AND SHOULDER BLADE PROTECTION Elite-level clavicle protection designed for optimal mobility and comfort.	REINFORCED FLOATING ARCHES FOR CLAVICLE AND SHOULDER BLADE PROTECTION Elite-level clavicle protection in a highly mobile and comfortable design.
EXTRA PROTECTION	VENT-TECH ADPTFIT+ HEIGHT ADJUSTABLE & REMOVABLE BELLY AND HD FOAM LOWER BACK PADS Breathable and adjustable extra belly and lower back pads help you customize your coverage to extend protection and improve interaction with your hockey pants.	VENT-TECH ADPTFIT HEIGHT ADJUSTABLE & REMOVABLE BELLY AND LOWER BACK PADS Breathable and adjustable extra belly and lower back pads help customize your maximum protection fit.



[EPAS5PRO] **NEW**
TACKS AS-V PRO
 ELBOW PADS

D3O[®]

SIZES	SR	S, M, L, XL	\$
	JR	M, L	\$
YT	PAGE 39		

CONSTRUCTION	MAX COVERAGE ASD (ANATOMICAL SHIELD DESIGN) 2 PIECE FLEXMOTION CONSTRUCTION New design is engineered to offer a great level of coverage that follows the body's natural shape while allowing for maximum protection without sacrificing mobility.
FOREARM	SLASH SHIELD + D3O[®] Injection molded forearm guard with D3O [®] offers premium protection and max impact and shock absorption.
ELBOW CAP	JDP CAP + D3O[®] INSIDE & OUTSIDE Pro-level elbow cap designed to disperse impact force away from the elbow while D3O [®] absorbs shock and impact both inside and outside the pad.
BICEP	2PCE FLOATING ARTICULATED + REINFORCED COMPRESSED-MOLDED EVA FOAM BICEP GUARD + SUBLIMATED LINER Flexmotion bicep construction with pro-level protection and superior fit and comfort.
ATTACHMENT	ADPTFIT+ STRAPS: DUAL PULL MIDDLE LOCK STRAP + 360° WRAPAROUND FOREARM STRAP Unique dual middle strap pulls from both the outside and inside to keep the protection where it should be, while front wrap strap further ensures a snug fit.
OTHER	EXTRA SOFT PADDED DONUT WITH EXTENDED COMFORT PAD Extra padding for added comfort.



[EPAS5] **NEW**
TACKS AS-V
 ELBOW PADS

D3O[®]

SIZES	SR	S, M, L, XL	\$
	JR	S, M, L	\$

CONSTRUCTION	MAX COVERAGE ASD (ANATOMICAL SHIELD DESIGN) 2 PIECE FLEXMOTION CONSTRUCTION New design is engineered to offer a great level of coverage that follows the body's natural shape while allowing for maximum protection without sacrificing mobility.
FOREARM	SLASH SHIELD + SUBLIMATED LINER Injection molded forearm guard offers premium protection and comfort feel.
ELBOW CAP	JDP CAP + D3O[®] INSIDE + MOLDED EVA FOAM COVER Elite-level elbow cap designed to disperse impact force away from the elbow while D3O [®] helps absorb shock and impact inside the pad.
BICEP	2PCE FLOATING ARTICULATED + REINFORCED BICEP GUARD Flexmotion bicep construction with elite protection and superior comfort.
ATTACHMENT	ADPTFIT MIDDLE LOCK STRAP + 360° WRAPAROUND FOREARM STRAP Keep your elbow pad snugly in place while providing great freedom of movement.
OTHER	ANATOMICAL FIT DONUT Interior padding for added comfort.



[SGAS5PRO] **NEW**
TACKS AS-V PRO
 SHIN GUARDS

D3O[®]

SIZES	SR	14", 15", 16", 17"	\$
	JR	12", 13"	\$
	YT	PAGE 39	

CONSTRUCTION **MAX COVERAGE ASD (ANATOMICAL SHIELD DESIGN)**
 New ASD construction is engineered to offer the best possible protection for your level of play while keeping your comfort and range of motion at its peak.

CALF GUARD **EXPOSED INJECTION MOLDED CALF GUARD + D3O[®] SHOT BLOCK PROTECTION**
 Premium exposed tough calf guard with D3O[®] for extra impact and shock absorption, giving you elite-level protection.

KNEECAPS **JDP KNEECAP WITH D3O[®] PROTECTION ON THE INSIDE (SR ONLY) + PROTECTIVE COMFORT DONUT**
 Pro-level JDP cap construction disperses impact force away from the knee joint while D3O[®] helps absorb impact and shock in padded comfort.

SHIN CAPS **ANATOMICAL PE SHIN CAP WITH TAPE GROOVE + ABRASION RESISTANT BOTTOM PAD WITH D3O[®]**
 Elite-strength shin cap with landing to lock in tape coupled with D3O[®] reinforced at bottom for max protection against impacts and extra durability against rubbing on the inside.

THIGH **COMPRESSED MOLDED EVA FOAM FLEXMOTION THIGH GUARD**
 Top quality foam for pro-level protection, Flexmotion construction to help reduce interference with pants.

ATTACHMENT **ADPTFIT+ STRAPS: LENGTH-ADJUSTABLE DUAL CALF STRAP + PADDED HYPER X LOCK STRAP**
 Length-adjustable dual calf strap wraps any size calf comfortably while Hyper X lock strap helps keep the shin snug and in place all game long.

LINER **ADPTFIT+ LINER FOR TONGUES IN TONGUES OUT PREFERENCE**
 Height-adjustable sublimated liner allows for a custom fit and optimal protection whether you prefer to wear your skate tongues in or outside the shin.

OTHER **COMPRESSED MOLDED HD FOAM SIDE GUARD**
 Pro-level foam for extra side protection.



[SGAS5] **NEW**
TACKS AS-V
 SHIN GUARDS

D3O[®]

SIZES	SR	14", 15", 16", 17"	\$
	JR	12", 13"	\$

CONSTRUCTION **MAX COVERAGE ASD (ANATOMICAL SHIELD DESIGN)**
 New ASD construction is engineered to offer the best possible protection for your level of play while keeping your comfort and range of motion at its peak.

CALF GUARD **EXPOSED INJECTION MOLDED CALF GUARD + D3O[®] SHOT BLOCK PROTECTION**
 Premium exposed tough calf guard with D3O[®] for extra impact and shock absorption, giving you elite-level protection.

KNEECAPS **JDP KNEECAP WITH D3O[®] PROTECTION ON THE INSIDE (SR ONLY) + PROTECTIVE COMFORT DONUT**
 Pro-level JDP cap construction disperses impact force away from the knee joint while D3O[®] helps absorb impact and shock in padded comfort.

SHIN CAPS **ANATOMICAL PE SHIN CAP WITH TAPE GROOVE + ABRASION RESISTANT BOTTOM PAD WITH D3O[®]**
 Elite-strength shin cap with landing to lock in tape coupled with D3O[®] reinforced at bottom for max protection against impacts and extra durability against rubbing on the inside.

THIGH **COMPRESSED MOLDED EVA FOAM FLEXMOTION THIGH GUARD**
 Top quality foam for elite-level protection, Flexmotion construction to help reduce interference with pants.

ATTACHMENT **ADPTFIT STRAPS: LENGTH-ADJUSTABLE DUAL CALF STRAP + PADDED HYPER X LOCK STRAP**
 Length-adjustable dual calf strap wraps any size calf comfortably while Hyper X lock strap helps keep the shin snug and in place all game long.

LINER **REMOVABLE ADPTFIT LINER + DETACHABLE LOWER PAD FOR TONGUES IN OPTION**
 Bottom removable liner for custom more snug fit if you prefer to wear your skate tongues in.

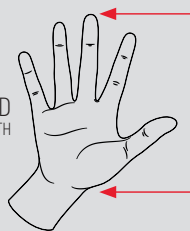
OTHER **MID DENSITY FOAM + PE PLASTIC REINFORCED SIDE GUARD**
 Elite-level foam + plastic side guard for extra protection.

GLOVES		13"		14"		15"	
SR		HAND LENGTH		HAND LENGTH		HAND LENGTH	
		Min.	Max.	Min.	Max.	Min.	Max.
	IN	6.5	7.5	7	8	7.5	8.5
	CM	16.5	19	18	20.5	19	22
JR		10"		11"		12"	
		HAND LENGTH		HAND LENGTH		HAND LENGTH	
		Min.	Max.	Min.	Max.	Min.	Max.
	IN	5	6	5.5	6.5	6	7
YT		8"		9"			
		HAND LENGTH		HAND LENGTH			
		Min.	Max.	Min.	Max.		
	IN	4	5	4.5	5.5		
	CM	10.5	13	11.5	14		

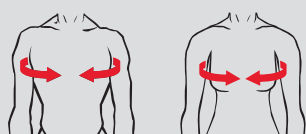
SHOULDER PADS		SMALL				MEDIUM				LARGE				X-LARGE			
		CHEST CIRC		HEIGHT		CHEST CIRC		HEIGHT		CHEST CIRC		HEIGHT		CHEST CIRC		HEIGHT	
		Min.	Max.	Min.	Max.	Min.	Max.	Min.	Max.	Min.	Max.	Min.	Max.	Min.	Max.	Min.	Max.
SR	IN	34	38	5'2"	5'6"	37	41	5'6"	5'10"	40	44	5'10"	6'2"	43	48	6'	+
	CM	86	97	157	168	94	104	168	178	102	112	178	188	109	122	183	+
JR	IN	24	30	4'2"	4'6"	26	32	4'6"	4'10"	30	35	4'10"	5'2"	N/A			
	CM	60	76	127	137	67	81	137	147	75	89	147	157				
YT	IN	-	23	3'4"	3'7"	23	25	3'7"	3'10"	24	28	3'10"	4'2"	N/A			
	CM	-	58	102	109	58	64	102	122	60	70	117	127				
WOMEN	IN	28	33	4'11"	5'3"	33	39	5'3"	5'7"	39	47	5'7"	6'	N/A			
	CM	71	84	150	160	84	99	160	170	99	119	170	183				

ELBOW PADS		SMALL						MEDIUM					
		FOREARM LENGTH		BICEP CIRCUMFERENCE		HEIGHT		FOREARM LENGTH		BICEP CIRCUMFERENCE		HEIGHT	
		Min.	Max.	Min.	Max.	Min.	Max.	Min.	Max.	Min.	Max.	Min.	Max.
SR	IN	9	10.5	10	12	5'2"	5'6"	10	11.5	11	14	5'6"	5'10"
	CM	23	27	25	30	157	168	25	29	28	36	168	178
JR	IN	6	8	7	9	4'2"	4'6"	7	9	8	10	4'6"	4'10"
	CM	16	20	18	23	127	137	18	22	20	25	137	147
YT	IN	4.5	6	5.5	7	3'4"	3'7"	5.5	7	6	7.5	3'7"	3'10"
	CM	11	15	14	17	102	109	14	17	16	19	109	117
		LARGE						X-LARGE					
		FOREARM LENGTH		BICEP CIRCUMFERENCE		HEIGHT		FOREARM LENGTH		BICEP CIRCUMFERENCE		HEIGHT	
		Min.	Max.	Min.	Max.	Min.	Max.	Min.	Max.	Min.	Max.	Min.	Max.
SR	IN	11	12.5	13	16	5'10"	6'2"	11.5	+	15	+	6'	+
	CM	28	32	33	41	178	188	29	+	38	+	183	+
JR	IN	8	10	9	11	4'10"	5'2"	N/A					
	CM	20	25	23	28	147	157						
YT	IN	6	7.5	7	8	3'10"	4'2"	N/A					
	CM	15	19	18	21	117	127						

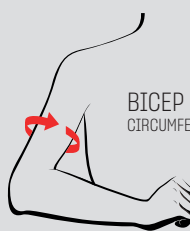
HAND LENGTH



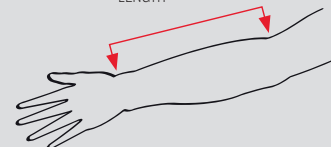
CHEST CIRCUMFERENCE



BICEP CIRCUMFERENCE



FOREARM LENGTH



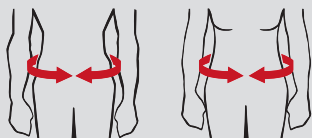
SHIN GUARDS		14"				15"							
		HEIGHT		TIBIA LENGTH		HEIGHT		TIBIA LENGTH					
		Min.	Max.	Min.	Max.	Min.	Max.	Min.	Max.				
SR	IN	5'4"	5'8"	14	15	5'8"	6'	15	16				
	CM	163	173	36	38	173	183	38	41				
	16"				17"								
		HEIGHT		TIBIA LENGTH		HEIGHT		TIBIA LENGTH					
		Min.	Max.	Min.	Max.	Min.	Max.	Min.	Max.				
	IN	6'	6'4"	16	17	6'4"	+	17	18				
CM	183	193	41	43	193	+	43	46					
JR	11"				12"				13"				
		HEIGHT		TIBIA LENGTH		HEIGHT		TIBIA LENGTH		HEIGHT		TIBIA LENGTH	
		Min.	Max.	Min.	Max.	Min.	Max.	Min.	Max.	Min.	Max.	Min.	Max.
	IN	4'4"	4'8"	11.0	12.0	4'8"	5'	12.0	13.0	5'	5'4"	13.0	14.0
	CM	132	142	28	30	142	152	30	33	152	163	33	36
YT	8"				9"				10"				
		HEIGHT		TIBIA LENGTH		HEIGHT		TIBIA LENGTH		HEIGHT		TIBIA LENGTH	
		Min.	Max.	Min.	Max.	Min.	Max.	Min.	Max.	Min.	Max.	Min.	Max.
	IN	3'4"	3'8"	8	9	3'8"	4'	9	10	4'	4'4"	10	11
	CM	102	112	20	23	112	122	23	25	122	132	25	28

PLAYER PANTS + GIRDLES		SMALL				MEDIUM				LARGE			
		WAIST CIRC		HEIGHT		WAIST CIRC		HEIGHT		WAIST CIRC		HEIGHT	
		Min.	Max.	Min.	Max.	Min.	Max.	Min.	Max.	Min.	Max.	Min.	Max.
SR	IN	29	32	5'2"	5'6"	31	35	5'6"	5'10"	34	39	5'10"	6'2"
	CM	74	82	157	168	79	89	168	178	86	99	178	188
	X-LARGE					XX-LARGE							
		WAIST CIRC		HEIGHT		WAIST CIRC		HEIGHT					
		Min.	Max.	Min.	Max.	Min.	Max.	Min.	Max.				
	IN	37	42	6'	+	42	+	6'2"	+				
	CM	95	107	183	+	107	+	188	+				

PLAYER PANTS + GIRDLES		SMALL				MEDIUM				LARGE			
		WAIST CIRC		HEIGHT		WAIST CIRC		HEIGHT		WAIST CIRC		HEIGHT	
		Min.	Max.	Min.	Max.	Min.	Max.	Min.	Max.	Min.	Max.	Min.	Max.
WOMEN	IN	25	29	4'11"	5'3"	29	33	5'3"	5'7"	33	37	5'7"	6'
	CM	64	74	150	160	74	84	160	170	84	94	170	183

PLAYER PANTS + GIRDLES		SMALL				MEDIUM				LARGE			
		WAIST CIRC		HEIGHT		WAIST CIRC		HEIGHT		WAIST CIRC		HEIGHT	
		Min.	Max.	Min.	Max.	Min.	Max.	Min.	Max.	Min.	Max.	Min.	Max.
JR	IN	23	25	4'2"	4'6"	24.5	28	4'6"	4'10"	27	31	4'10"	5'2"
	CM	58	64	127	137	62	72	137	147	69	79	147	157
YT	IN	20	21.5	3'4"	3'7"	21	22.5	3'7"	3'10"	22	23.5	3'10"	4'2"
	CM	51	55	102	109	53	57	109	117	56	60	117	127

WAIST
CIRCUMFERENCE



HEIGHT

TIBIA
LENGTH



WARM UPS AND JACKETS

4B
DARK
HEATHER
GREYT9
TRUE
NAVY05
RED6C
TEAM
ROYAL12
BLACK

[J5314/YT J5314]

LIGHTWEIGHT
RINK SUIT JACKET

SIZES	AD	S - 3XL	\$
	YT	2XS - XL	\$

Features zippered side pockets, venting at back with reflective tape, elasticated hem and cuffs for comfort, CCM embossed gros grain tape on shoulder/sleeves.

BODY /
INSIDE

Tricot mesh lining with zipper for post-embellishment access. Inner drop-in pocket with Velcro closure. Brushed fleece inside collar.

LOGO	Strategically positioned embroidered CCM logo provides full front and back embellishment zones.
CONTENT	100% Polyester dobby, 145gsm, Film membrane, breathable 3000g/m2/24hr. Repels water and prevents static cling.
COLORS	Black (12), True Navy (T9), Red (05), Team Royal (6C), Dark Heather Grey (4B)

4B
DARK
HEATHER
GREYT9
TRUE
NAVY05
RED6C
TEAM
ROYAL12
BLACK

[PN5315 / YT PN5315]

LIGHTWEIGHT
RINK SUIT PANT

SIZES	AD	S - 3XL	\$
	YT	2XS - XL	\$

Features an adjustable waistband with drawcord, zippered pockets, reflective tape at back yoke, auto-lock zipper at hem provides adjustable leg opening, CCM embossed gros grain tape at bottom leg opening.

BODY /
INSIDE

Tricot mesh and taffeta lining, exposed CCM jacquard elastic waistband.

LOGO	Strategically positioned embroidered CCM logo.
CONTENT	100% Polyester dobby, 145gsm, Film membrane, breathable 3000g/m2/24hr. Repels water and prevents static cling.
COLORS	Black (12), True Navy (T9), Red (05), Team Royal (6C), Dark Heather Grey (4B)

12
BLACKT9
TRUE
NAVY4B
DARK GREY
HEATHER

[J5318 / YT J5318]

MID-WEIGHT
JACKET

SIZES	AD	S - 3XL	\$
	YT	2XS - XL	\$

Features zippered side pockets, venting with reflective tape at back, elasticated hem and cuffs for comfort, CCM embossed gros grain tape on shoulder/sleeves.

BODY /
INSIDE

Polar fleece lining inside collar and body for added warmth, taffeta lining with 80gsm insulation in sleeves, zipper for post-embellishment access, inner drop-in pocket with Velcro closure.

LOGO	Strategically positioned embroidered CCM logo provides full front and back embellishment zones.
CONTENT	100% Polyester dobby, 145gsm, film membrane, breathable 3000g/m2/24hr.
COLORS	Black (12), True Navy (T9), Dark Heather Grey (4B)

12
BLACK4B
DARK GREY
HEATHER

[J5319]

SOFTSHELL
JACKET

SIZES	AD	XS - 3XL	\$
-------	----	----------	----

Designed to be flexible and durable, the Softshell Jacket can be worn alone or with the Fleece Base Layer. It features zippered side pockets, elastic binding at the cuff and a double-layer collar.

BODY /
INSIDE

ID label for easy identification.

LOGO	Strategically positioned embroidered CCM logo provides full front and back embellishment zones.
CONTENT	Bonded microfleece, 260gsm (water repellent and breathable)
COLORS	Black (12), Dark Heather Grey (4B).

12
BLACKT9
TRUE
NAVY4B
DARK
GREY
HEATHER[J5320 / YT J5320]
WINTER JACKET

SIZES	AD	S - 3XL	\$
YT		2XS - XL	\$

Seam to Seam post-embellishment zipper, zippered pockets, thick rib knit cuffs, reflective tape at back yoke, adjustable hem with bungee and cordlock, adjustable sleeve opening with velcro, detachable hood with zipper (SR only), CCM embossed gros grain tape on shoulder/sleeves.

BODY /
INSIDE

200gsm insulation (body/hood), 100gsm insulation (sleeves), microfleece inside collar, post-embellishment zipper, inner drop-in pocket with Velcro closure.

LOGO Strategically positioned embroidered CCM logo provides full front and back embellishment zones.

CONTENT 100% Polyester twill with grey film membrane, breathable 5000g/m2/24h, 136gsm

COLORS Black (12), True Navy (T9), Dark Heather Grey (4B)

12
BLACKT9
TRUE
NAVY19
CHARCOAL[J4797 / YT J4797]
**TEAM QUILTED
WINTER JACKET**

SIZES	AD	S - 3XL	\$
YT		2XS - XL	\$

Walk into the arena as a united front. The new Team Quilted Winter Jacket features external zippered pockets and a large embellishment zone. The interior zipper provides greater post-embellishment access. Inner drop-in pockets.

BODY /
INSIDE

200gsm Thinsulate insulation.

LOGO Strategically positioned embroidered CCM logo provides full front and back embellishment zones.

SHELL 100% polyester

COLORS Black (12), True Navy (T9), Charcoal (19).

12
BLACK19
CHARCOAL[J5321 / YT J5321]
**QUILTED
JACKET**

SIZES	AD	S - 3XL	\$
YT		2XS - XL	\$

Features zippered side pockets, collar and sleeves in stretch tech fleece, elasticated cuffs, drop tail.

BODY /
INSIDE

100gsm insulation (body)

LOGO Strategically positioned embroidered CCM logo provides full front and back embellishment zones.

CONTENT Body: 100% Recycled polyester taffeta ultrasonic bonding, 160gsm polyfill, 190gsm, 3000mm WR
Sleeve: 90poly/10spandex recycled tech fleece, moisture wicking, 255gsm

COLORS Black (12), Charcoal (19)

LOCKER ROOM FLEECE12
BLACKT9
TRUE
NAVY4B
DARK
HEATHER
GREY**NEW**[FH03TA]
**PREMIUM TECH FLEECE
PULLOVER HOODIE**

SIZES	AD	XS - 2XL	\$
YT		XS - XL	\$

BODY /
INSIDE

All new premium pullover tech fleece combines a lightweight insulator with a premium look and construction built to travel on and off the bus to the rink and gym featuring front pockets and brushed jersey lined hood.

LOGO CCM embroidery.

CONTENT 84% polyester/12% Rayon/4% spandex 300GSM

COLORS Black (12), True Navy (T9), Dark Heather Grey (4B)

4B
DARK GREY
HEATHER



T9
TRUE
NAVY



12
BLACK

[FQZ2TB]

PREMIUM TECH FLEECE 1/4 ZIP HOODIE

SIZES	AD	XS - 2XL	\$
	YT	XS - XL	\$

BODY/
INSIDE

Premium 1/4 zip tech fleece combines a light-weight insulator with a premium look and construction built to travel on and off the bus to the rink and gym featuring front pockets and brushed jersey lined hood.

LOGO CCM embroidery.

CONTENT 84% polyester/12% Rayon/4% spandex 300GSM

COLORS Black (12), True Navy (T9), Dark Heather Grey (4B)

12
BLACK



T9
TRUE
NAVY



4B
DARK
HEATHER
GREY

[FFZ2TA]

PREMIUM TECH FLEECE FULL ZIP HOODIE

SIZES	AD	XS - 2XL	\$
	YT	XS - XL	\$

BODY/
INSIDE

Premium full zip tech fleece combines a lightweight insulator with a premium look and construction combines a breathable soft feel with a modern design built to travel on and off the bus to the rink and gym featuring zippered pockets and brushed jersey lined hood.

LOGO CCM embroidery.

CONTENT 84% polyester/12% Rayon/4% spandex 300GSM

COLORS Black (12), True Navy (T9), Dark Heather Grey (4B)

12
BLACK



T9
TRUE
NAVY



4B
DARK
HEATHER
GREY

[FCR2TB]

PREMIUM TECH FLEECE CREW

SIZES	AD	XS - 2XL	\$
	YT	XS - XL	\$

BODY/
INSIDE

Premium tech fleece crew combines a lightweight insulator with a premium look and construction built to travel on and off the bus to the rink and gym.

LOGO CCM embroidery.

SHELL 84% polyester/12% Rayon/4% spandex 300GSM

COLORS Black (12), True Navy (T9), Dark Heather Grey (4B)

4B
DARK GREY
HEATHER



T9
TRUE
NAVY



12
BLACK

NEW

[PCP3TA]

PREMIUM TECH FLEECE CUFFED JOGGER

FIT	SLIM		
SIZES	AD	XS - 2XL	\$
	YT	XS - XL	\$

BODY/
INSIDE

All new premium tech fleece cuffed jogger combines a lightweight insulator with a premium look and construction built to travel on and off the bus to the rink and gym, featuring zippered side pockets with a silicone dipped waistband drawstring

LOGO CCM embroidery.

CONTENT 84% polyester/12% Rayon/4% spandex 300GSM

COLORS Black (12), True Navy (T9), Dark Heather Grey (4B)

4B
DARK
HEATHER
GREY



T9
TRUE
NAVY



12
BLACK

[PLP2TA]

PREMIUM TECH FLEECE TAPERED JOGGER

SIZES	AD	XS - 2XL	\$
	YT	XS - XL	\$

BODY/
INSIDE

premium tech fleece tapered jogger com-bines a lightweight insulator with a premium look and construction built to travel on and off the bus to the rink and gym, featuring zippered side pockets with a silicone dipped waistband drawstring

LOGO CCM embroidery.

CONTENT 84% polyester/12% Rayon/4% spandex 300GSM

COLORS Black (12), True Navy (T9), Dark Heather Grey (4B)



12
BLACKT9
TRUE
NAVY4B
DARK
HEATHER
GREY

[FH02TB]

TEAM FLEECE PULLOVER HOODIE

SIZES	AD	XS - 2XL	\$
	YT	XS - XL	\$

BODY /
INSIDE

Your new go-to favorite team fleece hoodie for every day. Soft cotton blend with a jersey lined hood featuring cross over front styling and drawcord. Stylized front pockets and fitted rib knit cuffs and bottom hem.

LOGO CCM embroidery.

CONTENT Solid Colors 70% cotton / 30% poly
Heather Grey 50% cotton / 50% poly

COLORS Black (12), True Navy (T9), Dark Heather Grey (4B)

12
BLACKT9
TRUE
NAVY4B
DARK
HEATHER
GREY

[PFP2TA]

TEAM FLEECE CUFFED JOGGER

SIZES	AD	XS - 2XL	\$
	YT	XS - XL	\$

BODY /
INSIDE

Made for chillin, these cuffed joggers, feature open side pockets, with an outer self fabric and inner CCM jacquard elastic waist-band with drawcord.

LOGO CCM embroidery.

CONTENT Solid Colors 70% cotton / 30% poly
Heather Grey 50% cotton / 50% poly

COLORS Black (12), True Navy (T9), Dark Heather Grey (4B)

12
BLACKT9
TRUE
NAVY4B
DARK
HEATHER
GREY05
RED

[F7512 / YT F7512]

TEAM FLEECE HOOD

SIZES	AD	2XS - 2XL	\$
	YT	XS - XL	\$

BODY /
INSIDE

The hockey jersey-inspired neckline comes complete with a mesh-lined hood, debossed metal eyelets and skate lace drawcords with a hidden kangaroo-style pocket, designed to double as a full front embellishment zone. Fitted ribbed cuffs and waistband.

LOGO Strategically positioned embroidered CCM logo to maximize embellishment area.

CONTENT Solid Colors 70% cotton / 30% poly
Heather Grey 50% cotton / 50% poly

COLORS Black (12), True Navy (T9), Dark Heather Grey (4B), Red (05)

TEAM TRAINING

12
BLACKT9
TRUE
NAVY19
CARBON

NEW

[JVT3TA]

MENS TRAINING VEST



FIT	SLIM		
	SIZES	AD	S - 2XL

TEAM DISCOUNT & PRICING
DOES NOT APPLYBODY /
INSIDE

Light, warm, highly versatile insulation performs as a standalone or midlayer resists wind and light weather. Stretch fleece side panels aid ventilation and freedom fit with zippered side pockets.

LOGO CCM embroidery.

CONTENT 100% Ripstop Nylon, 75 GSM, Brushed tricot side panels.
Insulation 60 gsm

COLORS Black (12), True Navy (T9), Carbon (19)

12
BLACKT9
TRUE
NAVY19
CARBON

NEW

[JWB3TA]

MENS
WIND TRAINERBODY /
INSIDE

Superlight, packable, ultra-minimalist training shell to deliver maximum performance for the least possible weight. Pocket reverses to pack entire jackets into the pocket and attach with cantilever when on the go.

TEAM DISCOUNT & PRICING
DOES NOT APPLY

FIT SLIM

SIZES AD S - 2XL \$

LOGO CCM print.

CONTENT 100% Ripstop Nylon, 75 GSM
Insulation 60 gsm

COLORS Black (12), True Navy (T9), Carbon (19)

T9
TRUE
NAVY12
BLACK4B
DARK
HEATHER
GREY08
ROYAL
BLUE97
SEAFOAM

NEW

[TSS3TA]

SHORT SLEEVE PREMIUM
TRAINING TEEBODY /
INSIDE

Premium short sleeve crewneck training tee made from a soft knit fabric with engineered mesh ventilation, strategically placed where breathability is needed most.

TEAM DISCOUNT & PRICING
DOES NOT APPLY

FIT SLIM

SIZES AD S - 2XL \$
YT S - XL \$

LOGO CCM print.

CONTENT 100% Nylon, 160GSM, Circular knit

COLORS Black (12), True Navy (T9), Dark Heather Grey (4B),
Royal Blue (08), Seafoam (97)T9
TRUE
NAVY12
BLACK4B
DARK
HEATHER
GREY08
ROYAL
BLUE97
SEAFOAM

NEW

[TLS3TA]

LONG SLEEVE PREMIUM
TRAINING TEEBODY /
INSIDE

Premium long sleeve crewneck training tee made from a soft knit fabric with engineered mesh ventilation, strategically placed where breathability is needed most.

TEAM DISCOUNT & PRICING
DOES NOT APPLY

FIT SLIM

SIZES AD XS - 2XL \$

LOGO CCM print.

CONTENT 100% Nylon, 160GSM, Circular knit

COLORS Black (12), True Navy (T9), Dark Heather Grey (4B),
Royal Blue (08), Seafoam (97)12
BLACKT9
TRUE
NAVY4B
DARK
HEATHER
GREY

NEW

[TLS3TB]

LONG SLEEVE PREMIUM
TRAINING HOODIEBODY /
INSIDE

Premium long sleeve training hoodie made with 99.9% pure metallic silver fiber containing active antimicrobial properties built in to inhibit the growth of bacteria which keeps the shirt smelling fresher for longer.

TEAM DISCOUNT & PRICING
DOES NOT APPLY

FIT SLIM

SIZES AD S - 2XL \$
YT S - XL \$

LOGO CCM print.

CONTENT 93% Polyester / 5% Spandex / 2% Silver (x-static),
160GSM

COLORS Black (12), True Navy (T9), Dark Heather Grey (4B)



12
BLACK



T9
TRUE
NAVY



19
CHARCOAL



08
ROYAL BLUE

NEW

[SWV3TA]
**2 IN 1
SHORT**

BODY /
INSIDE

Ventilated with moisture-wicking technology with zippered side pockets. Premium exposed CCM jacquard elastic at the back with an adjustable waistband with drawcord and zipped side pockets. 7" Legging, 6" Short.



SIZES AD S - 2XL \$

TEAM DISCOUNT & PRICING
DOES NOT APPLY

LOGO CCM rubber print logo.

CONTENT Outer short: 100% polyester woven fabric
Inner short: 86% polyester / 14% Spandex
with moisture wicking, 200gsm

COLORS Black (12), True Navy (T9), Charcoal (19), Royal Blue (08)



12
BLACK



T9
TRUE
NAVY



4B
DARK
HEATHER
GREY

[TSS2RA]

**SHORT SLEEVE PREMIUM
TRAINING TEE**

BODY /
INSIDE

Premium technical training tee with breathable mesh inserts and Tactical Dry® technology designed with a raglan sleeve providing more mobility for your hockey resistance training workouts.



SIZES AD S - 2XL \$
YT S - XL \$

LOGO CCM silicone print.

CONTENT 88% Recycled polyester/12% Spandex, 190gsm

COLORS Black (12), True Navy (T9), Dark Heather Grey (4B)

4B
DARK GREY
HEATHER



T9
TRUE
NAVY



12
BLACK

[TLS2RA]

**LONG SLEEVE PREMIUM
TRAINING TEE**

BODY /
INSIDE

The long sleeve version of the Premium technical training tee with breathable mesh inserts and Tactical Dry® technology designed with a raglan sleeve providing more mobility for your hockey resistance training workouts.



SIZES AD S - 2XL \$
YT S - XL \$

LOGO CCM silicone print.

CONTENT 88% Recycled polyester/12% Spandex, 190gsm

COLORS Black (12), True Navy (T9), Dark Heather Grey (4B)

12
BLACK



T9
TRUE
NAVY



4B
DARK
HEATHER
GREY

[THZ2RA]

**HALF ZIP PREMIUM
TRAINING TEE**

BODY /
INSIDE

The half zip version of the Premium technical training tee with breathable mesh inserts and Tactical Dry® technology designed with a raglan sleeve providing more mobility for your hockey resistance training workouts.



SIZES AD S - 2XL \$
YT S - XL \$

LOGO CCM 3D silicone print.

CONTENT 88% Recycled polyester / 12% Spandex, 190gsm

COLORS Black (12), True Navy (T9), Dark Heather Grey (4B)

12
BLACKT9
TRUE
NAVY19
CHARCOAL[SWV3RB]
**TEAM
WOVEN SHORT**BODY /
INSIDE

Lightweight and quick-drying, made for training and every day with moisture-wicking technology and mesh side panels to keep you dry. Premium exposed CCM jacquard elastic at the back with an adjustable waistband with drawcord and zipped side pockets. 7" inseam length.



SIZES	AD	S - 2XL	\$
	YT	S - XL	\$

LOGO CCM reflective rubber print logo.

CONTENT 100% polyester woven fabric.

COLORS Black (12), True Navy (T9), Charcoal (19)

12
BLACKT9
TRUE
NAVY4B
DARK
HEATHER
GREY[SKN3RA]
**TEAM
TRAINING SHORT**BODY /
INSIDE

Featuring an exposed CCM jacquard elastic waistband with adjustable drawcord and open side pockets, the team training short makes training day the best day. 7" inseam length.



SIZES	AD	XS - 2XL	\$
	YT	XS - XL	\$

LOGO CCM heat transfer logo.

CONTENT 93% polyester / 7% Spandex jersey with moisture wicking, 210gsm

COLORS Black (12), True Navy (T9), Dark Heather Grey (4B)

12
BLACK01
WHITET9
TRUE
NAVY9L
GREY[HSL2RA] **NEW COLORS**
**TEAM PERFORATED
TRAINING CAP**

BODY

Lightweight, incredibly breathable structured front panel with perforated back and hook and loop closure.

LOGO

CCM embroidery logo.

SIZES	AD	OSFA	\$
	YT	OSFA	\$

CONTENT 54% Polyester / 46% Cotton

OTHER MOQ 6 units (same sizes / color)

COLORS Black (12), White (01), True Navy (T9), Grey (9L)

TEAM APPAREL AND HEADWARE12
BLACK05
REDT9
TRUE
NAVY4B
DARK
HEATHER
GREY**NEW**
[PSS3TA]
FITTED POLOBODY /
INSIDE

The fitted polo, made by permanently bonding 99.9% pure metallic silver to the surface of a fiber containing active antimicrobial properties built in to inhibit the growth of bacteria which keeps the shirt smelling fresher for longer.

SIZES	AD	XS - 2XL	\$
-------	----	----------	----

LOGO CCM print.

CONTENT 93% Polyester / 5% Spandex / 2% Silver (x-static), 160GSM

COLORS Black (12), True Navy (T9) Red (05), Dark Heather Grey (4B)

4B
DARK
HEATHER
GREY4G
HEATHER
BLACK5C
HEATHER
NAVY

NEW

[PSS3TB]

RELAXED FIT POLO

BODY /
INSIDE

The relaxed fit polo, made by permanently bonding 99.9% pure metallic silver to the surface of a fiber containing active antimicrobial properties built in to inhibit the growth of bacteria which keeps the shirt smelling fresher for longer

SIZES	AD	XS - 2XL	\$
	YT	S - XL	\$

LOGO CCM print.

SHELL 98% Polyester / 2% Silver (x-static), 160GSM

COLORS Dark Heather Grey (4B), Heather Black (4G), Heather Navy (5C)

12
BLACK05
REDT9
TRUE
NAVYU6
ATHLETIC
GREY

[TSS2TA]

TEAM PREMIUM ESSENTIAL TEE

BODY /
INSIDE

Where style and comfort collide. The essential team tee is blends lightweight and soft for that perfect everyday comfortable fit.

SIZES	AD	S - 2XL	\$
	YT	XS - XL	\$

LOGO Printed CCM logo

CONTENT 50% polyester / 25% cotton / 25% rayon

COLORS Black (12), True Navy (T9), Red (05), Athletic Grey (U6)

12
BLACKT9
TRUE
NAVY19
CARBON

NEW

[HSL3TA]

TEAM SLOUCH ADJUSTABLE

BODY

Relaxed slouch fit with self fabric closure with adjustable metal buckle.

LOGO

CCM embroidery.

SIZES	AD	OSFA	\$
	YT	OSFA	\$

CONTENT 100% cotton

OTHER MOQ 6 units (same sizes / color)

COLORS Black (12), True Navy (T9), Carbon(19)

12
BLACKT9
TRUE
NAVY19
CARBON

NEW

[HFB3TA]

TEAM FLATBRIM SNAPBACK CAP

BODY

Clean design with embroidered CCM logo on the side.

LOGO

CCM embroidery.

SIZES	AD	OSFA	\$
	YT	OSFA	\$

CONTENT 100% Recycled polyester

OTHER MOQ 6 units (same sizes / color)

COLORS Black (12), True Navy (T9), Carbon(19)

12
BLACKT9
TRUE
NAVY19
CARBON

NEW

[HFX3TA]

TEAM TRAINING FLEX CAP

BODY

Lightweight structured flex silhouette.

LOGO

CCM embroidery.

SIZES	AD	S/M, L/XL	\$
	YT	OSFA	\$

CONTENT 98% Organic cotton / 2% Spandex

OTHER MOQ 6 units (same sizes / color)

COLORS Black (12), True Navy (T9), Carbon(19)

12
BLACKT9
TRUE
NAVY19
CARBON

NEW

[HLW3TA]

TEAM LOW PROFILE ADJUSTABLE

SIZES	AD	S/M, L/XL	\$
	YT	OSFA	\$

BODY Low profile silhouette with adjustable snap closure.

CONTENT 100% Recycled Polyester

OTHER MOQ 6 units (same sizes / color)

COLORS Black (12), True Navy (T9), Carbon (19)

[HTR2TA]

NEW COLORS

TEAM MESHBACK TRUCKER

SIZES	AD	OSFA	\$
	YT	OSFA	\$

12
BLACK05
REDT9
TRUE
NAVY4B
DARK
HEATHER
GREY

BODY Structured cotton front panel, with breathable mesh back panel and adjustable snap closure.

CONTENT 54% Polyester / 46% Cotton

OTHER MOQ 6 units (same sizes / color)

COLORS Black (12), True Navy (T9), Dark Heather Grey (4B), Red (05)

LOGO CCM embroidery logo.

12
BLACKT9
TRUE
NAVY4B
DARK
HEATHER
GREYY5
DARK
BLUE05
RED

NEW

[HPM3TA]

TEAM POM KNIT WITH FLEECE LINER

SIZES	AD	OSFA	\$
	YT	OSFA	\$

BODY Cuffed knit with knitted stripe, a soft polar fleece lining, CCM embroidered logo and topped with a chunky pom.

CONTENT 100% Acrylic
Liner: 90% Poly / 10% Wool

OTHER MOQ 6 units (same sizes / color)

COLORS Black (12), True Navy (T9), Dark Heather Grey (4B), Dark Blue (Y5), Red (05)

LOGO CCM embroidery.

12
BLACKT9
TRUE
NAVY4B
DARK
HEATHER
GREYY5
DARK
BLUE

NEW

[HPM3TB]

TEAM POM KNIT

SIZES	AD	OSFA	\$
	YT	OSFA	\$

BODY Cuffed knit with shaker rib, embroidered logo and topped with a chunky pom.

CONTENT 100% Acrylic

OTHER MOQ 6 units (same sizes / color)

COLORS Black (12), True Navy (T9), Dark Heather Grey (4B), Dark Blue (Y5)

LOGO CCM embroidery.

12
BLACKT9
TRUE
NAVY4B
DARK
HEATHER
GREYY5
DARK
BLUE

NEW

[HCB3TA]

TEAM CUFFED BEANIE

SIZES	AD	OSFA	\$
	YT	OSFA	\$

BODY Cuffed beanie with shaker rib, CCM logo on woven label.

CONTENT 100% Acrylic

OTHER MOQ 6 units (same sizes / color)

COLORS Black (12), True Navy (T9), Dark Heather Grey (4B), Dark Blue (Y5)

LOGO CCM woven label.

WOMEN'S TEAM APPAREL

12
BLACK

[JWN2TA]

WOMEN'S WINTER JACKET



SIZES WM S - XL \$

BODY /
INSIDE

Women's fit with seam to seam post-embellishment zipper. Features zippered pockets, thick rib knit cuffs, reflective tape at back yoke, adjustable hem with bungee and cordlock, adjustable sleeve opening with vel-cro, detachable hood with zipper, CCM em-bossed gros grain tape on shoulder/sleeves.

Microfleece inside collar, zipper for post-embellishment access, inner drop-in pocket with Velcro closure.

LOGO

Embroidered CCM logo provides full front and back embellishment zones.

CONTENT

100% Polyester twill with grey film mem-brane, breathable 5000G/M2/24H, 136GSM
200gsm insulation (body/hood),
100gsm in-sulation (sleeves)

COLORS

Black (12)

T9
TRUE
NAVY4B
DARK
HEATHER
GREY12
BLACK

[FH02TC]

PREMIUM WOMEN'S TECH FLEECE HOODIE

SIZES WM XS - XL \$

BODY /
INSIDE

All new premium tech fleece pullover hoodie combines a breathable soft feel with a modern design built to travel on and off the bus to the rink and gym featuring front pockets and brushed jersey lined hood.

LOGO

CCM embroidery on top right shoulder provides team embellishment area.

CONTENT

84% polyester/12% Rayon/4% spandex 300GSM

COLORS

Black (12), True Navy (T9), Dark Heather Grey (4B)

T9
TRUE
NAVY4B
DARK
HEATHER
GREY12
BLACK

[PFP2TB]

PREMIUM WOMEN'S TECH FLEECE JOGGER

SIZES WM XS - XL \$

BODY /
INSIDE

All new premium tech fleece jogger combines a breathable soft feel with a modern design built to travel on and off the bus to the rink and gym, featuring zippered side pockets with a silicone dipped waistband drawstring

LOGO

CCM embroidery on top right shoulder provides team embellishment area.

CONTENT

84% polyester/12% Rayon/4% spandex 300GSM

COLORS

Black (12), True Navy (T9), Dark Heather Grey (4B)

NEW

[TSS3TB]

WOMEN'S CREW NECK TEE

SIZES WM XS - XL \$

BODY /
INSIDE

Your favorite go to tee, with soft lightweight fabric to keep you cool, every day, everywhere.

LOGO

CCM print.

CONTENT

50% Polyester/25% Cotton/25% Rayon, 152GSM

COLORS

Black (12), True Navy (T9)

T9
TRUE
NAVY



4B
DARK GREY
HEATHER



T9
TRUE
NAVY



12
BLACK

[TSS2RB]

SHORT SLEEVE PREMIUM TRAINING TEE



SIZES WM XS - XL \$

BODY/
INSIDE

Premium technical training tee with breath-able mesh inserts and Tactical Dry® technology designed to provide more mobility for your hockey resistance training workouts.

LOGO CCM 3D silicone print.

CONTENT 88% Recycled polyester/12% Spandex, 190gsm

COLORS Black (12), True Navy (T9), Dark Heather Grey (4B)



12
BLACK



4B
DARK GREY
HEATHER

[SKN2RA]

WOMEN'S TRAINING SHORT



SIZES WM XS - XL \$

BODY/
INSIDE

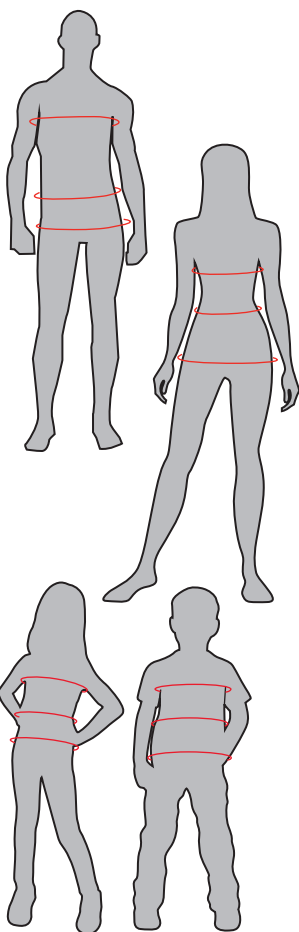
Featuring an exposed CCM jacquard elastic waistband with adjustable drawcord and open side pockets, the team training short makes training day the best day.

LOGO CCM 3D silicone print.

CONTENT 100% Polyester tricot 150g

COLORS Black (12), Dark Heather Grey (4B)





APPAREL - MEN BODY MEASUREMENTS (measurements shown are in inches)

ALPHA SIZE	XS	S	M	L	XL	2XL	3XL
CHEST CIRCUMFERENCE	33-35	36-38	39-41	42-44	45-48	49-52	53-58
WAIST CIRCUMFERENCE	26-28	29-31	32-34	35-38	39-43	44-48	49-53
HIPS CIRCUMFERENCE	32-34	35-37	38-40	41-44	45-48	48-52	52-56

NUMERIC SIZE	28	30	32	34	36	38	40
WAIST CIRCUMFERENCE	29.5	31.5	33.5	35.5	37.5	39.5	41.5

APPAREL - WOMEN BODY MEASUREMENTS (measurements shown are in inches)

ALPHA SIZE	XS	S	M	L	XL
CHEST CIRCUMFERENCE	30-32	33-35	36-38	39-41	42-44
WAIST CIRCUMFERENCE	23-25	26-28	29-31	32-34	35-38
HIPS CIRCUMFERENCE	33-35	36-38	39-41	42-44	45-48

APPAREL - YOUTH BODY MEASUREMENTS (measurements shown are in inches)

AGE GROUP / SIZE	3 - 5 / 2XS / 110	5 - 7 / XS / 120	7 - 9 / S / 130	9 - 11 / M / 140	11 - 13 / L / 150	13 - 15 / XL / 160
CHEST CIRCUMFERENCE	24-25	25-26	26-27	27-29	29-31	31-34
WAIST CIRCUMFERENCE	22-23	23-24	24-25	25-27	27-28.5	28.5-30
HIPS CIRCUMFERENCE	25-26	26-27	27-28.5	28.5-31	31-32.5	32.5-34

MEASUREMENT FOR ADULT HEADWEAR

INCHES	CM	HAT SIZE		
		FITTED	FLEX	ADJUSTABLE
20 1/8	51.1	6 3/8	YOUTH	ONE SIZE YT (OSFA)
20 1/2	52	6 1/2		
20 7/8	53	6 5/8		
21 1/4	53.9	6 3/4		
21 5/8	54.9	6 7/8		
22	55.9	7	S/M	ONE SIZE AD (OSFA)
22 3/8	56.8	7 1/8		
22 3/4	57.8	7 1/4		
22 7/8	58.7	7 5/8	L/XL	
23 1/2	59.7	7 1/2		
23 7/8	60.6	7 5/8		
24 1/4	61.6	7 3/4	XL/XXL	
24 7/8	62.5	7 7/8		
25	63.5	8 1/4		

Body sizing: Size specifications are based on body sizing measurements. Use this size chart as a guideline when ordering, allow enough room for ease of movement. Sleeve Length: Measure from the center back of the neck, over the point of shoulder and down the outer side of the arm to the wrist bone. Chest: Measure just under the arms. Waist: Loosely measure the narrowest circumference of the waist. Size charts are for reference only. Fit may vary depending on the construction and materials.

APPAREL FEATURES



Put sweat in it's place Tactical Dry wicks moisture away from your skin, helping you stay drier and comfortable.



Your body is an amazing heat source Tactical Degree traps body heat and sweat escape.



Stay cool and comfortable Tactical Cool uses ventilation, moisture management and fabric construction to help aid the release of heat.

GAMEWEAR - SR BODY MEASUREMENTS (measurements shown are in inches)

ALPHA SIZE	XX2	XS	S	M	L	XL	2XL	3XL
CHEST CIRCUMFERENCE	31-32	33-35	36-38	39-41	42-44	45-48	49-52	53-58
PLAYER JERSEY SIZE	S	S	S	M	L	XL	2XL	2XL
GOALIE JERSEY SIZE	JR	JR	INT	INT	SR	SR	SR	SR

GAMEWEAR - YOUTH BODY MEASUREMENTS (measurements shown are in inches)

AGE GROUP / SIZE	3-5 / XXS	5-7 / XS	7-9 / S	9-11 / M	11-13 / L	13-15 / XL
CHEST CIRCUMFERENCE	24-25	25-26	26-27	27-29	29-31	31-34
PLAYER JERSEY SIZE	XS	XS	S/M	S/M	L/XL	L/XL
GOALIE JERSEY SIZE	JR	JR	JR	JR	JR	JR



[SX6000]
SX6000
PRACTICE SOCK

SR 30" \$
INT 27" \$
JR 24" \$
YT 22" \$

FABRIC 100% polyester, 195gsm
High performance, breathable QLT knit

- FEATURES
- Tactical Dry moisture wicking
 - Two Velcro fasteners keep sock in place
 - Interlock inserts for better stretch, comfort and mobility
 - Interlock ankle holds pads, enhances fit and maintains shape
 - CCM embroidered logo



NEW
[SX7000]
SX7000
PRACTICE SOCK

SR 30" \$
INT 27" \$
JR 24" \$
YT 22" \$

FABRIC 100% polyester, 195gsm
High performance, breathable QLT knit

- FEATURES
- AER-TECH
 - Two Velcro fasteners keep sock in place
 - Interlock inserts for better stretch, comfort and mobility
 - Interlock ankle holds pads, enhances fit and maintains shape
 - CCM embroidered logo

COLOR OPTIONS

01 - WHITE	11 - KELLY GREEN
04 - ORANGE	12 - BLACK
05 - RED	13 - DARK GREEN
08 - ROYAL	20 - SUNFLOWER
09 - NAVY	78 - MYSTIC GREY
10 - SKY BLUE	



[SX5000]
SX5000
TUBE SOCK

SR 30" \$
INT 27" \$
JR 24" \$
YT 22" \$

FABRIC 100% polyester, 200gsm

- FEATURES
- Two Velcro fasteners keep sock in place
 - High performance fabric
 - Resistant to snags
 - CCM embroidered logo

COLOR OPTIONS

01 - WHITE	12 - BLACK
05 - RED	20 - SUNFLOWER
08 - ROYAL	78 - MYSTIC GREY
09 - NAVY	



[S100P]
S100P
KNIT PRACTICE SOCK

SR 28" \$
INT 24" \$
JR 20" \$
YT 18" \$

FABRIC 100% polyester

- FEATURES
- Elasticized ankle holds pads and enhances fit
 - CCM woven sizing label

COLOR REFERENCE – SX6000 / S100P



[5000]

5000

PRACTICE JERSEY

SIZES	SR	S, M, L, XL, INTG, SRG	\$
	JR	XS, S/M, L/XL, G	\$

FEATURES

V-neck collar keeps its shape after wash and wear

Consistent fit through all styles

Woven neck tape & size label

Embroidered CCM

FABRIC

100% polyester, 135gsm

QLT knit



THE QUICKLITE 5000 PRACTICE SERIES IS THE PERFECT GO-TO JERSEY FOR PLAYERS OF ANY AGE. AVAILABLE IN MANY COLORS, THE SIMPLE DESIGN MAKES IT EASY TO EMBELLISH WITHOUT COMPROMISING COLORFASTNESS AND QUALITY.

- HIGH PERFORMANCE, BREATHABLE FABRIC
- OPTIMAL COLOR FASTNESS & SNAG RESISTANCE

COLOR OPTIONS

[6000]

6000

PRACTICE JERSEY

SIZES	SR	S, M, L, XL, 2XL, INTG, SRG	\$
	JR	XS, S/M, L/XL, G	\$

FEATURES

Next generation stretch collar for added comfort

Tactical Dry moisture wicking

Consistent fit through all styles

Woven neck tape & size label

Embroidered CCM (front and back)

FABRIC

100% polyester, 165gsm

Mid-weight QLT knit



ENGINEERED WITH TACTICAL DRY TECHNOLOGY, THE QUICKLITE 6000 PRACTICE SERIES WILL KEEP YOU COOL AND DRY SO YOU CAN FOCUS ON THE GAME. EASY TO EMBELLISH AND COMES IN AN EXTENSIVE NUMBER OF COLORS.

- HIGH PERFORMANCE, BREATHABLE FABRIC
- MESH INSERTS FOR HIGHER VENTILATION
- ERGONOMIC ARM
- TACTICAL DRY MOISTURE WICKING
- OPTIMAL COLORFASTNESS & SNAG RESISTANCE

COLOR OPTIONS

NEW

[7000]

7000

PRACTICE JERSEY

**TOTALDRI**

SIZES	SR	S, M, L, XL, INTG, SRG	\$
	JR	XS, S/M, L/XL, G	\$

FEATURES

Next generation stretch collar for added comfort

AER-TECH

Consistent fit through all styles

Woven neck tape & size label

Embroidered CCM (front and back)

FABRIC

100% polyester, 165gsm

Mid-weight QLT knit



FEEL COOLER PLAY SMARTER

- HIGH PERFORMANCE, BREATHABLE FABRIC
- MESH INSERTS IN KEY HOT SPOTS FOR HIGHER VENTILATION
- ERGONOMIC ARM
- MOISTURE WICKING
- OPTIMAL & COLORFASTNESS
SNAG RESISTANCE

AER-TEC THERMOREGULATION

ENGINEERED WITH CCM'S INNOVATIVE AER-TEC THERMOREGULATION SYSTEM, THE QUICKLITE 7000 PRACTICE SERIES JERSEY HAS BEEN DESIGNED TO MAXIMIZE THE SCIENTIFICALLY PROVEN BENEFITS OF THERMOREGULATION. PREMIUM FABRICS AND KEY VENTILATION INSERTS KEEP YOU FEELING COOL AND COLLECTED, SO YOU CAN FOCUS ON WHAT REALLY MATTERS. EASY TO EMBELLISH AND COMES IN AN EXTENSIVE NUMBER OF COLORS.

COLOR OPTIONS



01 - WHITE

20 - SUNFLOWER

04 - ORANGE

05 - RED

10 - SKY BLUE

08 - ROYAL

11 - KELLY GREEN

13 - DARK GREEN

09 - NAVY

78 - MYSTIC GREY

12 - BLACK

8000 GAME SERIES

WANT THE PRO LOOK WITHOUT THE PRO PRICE TAG? MADE FROM HIGH PERFORMANCE FABRIC WITH SUPERIOR VENTILATION AND AN ERGONOMIC ARM FIT, THE QUICKLITE 8000 GAME SERIES DELIVERS.

- HIGH PERFORMANCE, BREATHABLE FABRIC
- DOUBLE SHOULDERS
- MESH INSERTS FOR SUPERIOR VENTILATION
- ERGONOMIC ARM
- TACTICAL DRY MOISTURE WICKING
- OPTIMAL COLOR FASTNESS & SNAG RESISTANCE



[S100PT]

S100PT

KNIT GAME SOCK

SR 28" \$

INT 24" \$

JR 20" \$

YT 18" \$



[SX8000]

SX8000

GAME SOCK

SR 30"

INT 27"

JR 24"

YT 22"



[8000]

8000

GAME JERSEY

SIZES

SR	S, M, L, XL, INTG, SRG	\$
JR	XS, S/M, L/XL, G	\$

FABRIC 100% polyester

FEATURES

- Elasticized ankle holds pads and enhances fit
- 31 NHL team patterns available
- CCM woven sizing label

FABRIC 100% polyester, 195gsm QLT knit

FEATURES

- Tactical Dry moisture wicking
- Two Velcro fasteners keep sock in place
- Interlock inserts for better stretch, comfort and mobility
- Interlock ankle holds pads, enhances fit and maintains shape
- 31 NHL team patterns available
- CCM embroidered logo

FABRIC 100% Polyester, 165gsm Mid-weight QLT knit

FEATURES

- Next generation stretch collar for added comfort
- Tactical Dry moisture wicking
- Double shoulders for durability
- Consistent fit through all styles
- 31 NHL team patterns available
- Woven neck tape & size label
- Embroidered CCM (front and back)

BOSTON

IN STOCK



TEAM

WHITE

BUFFALO

IN STOCK



TEAM

WHITE

CALGARY

IN STOCK



TEAM

WHITE

CHICAGO

IN STOCK



TEAM

WHITE

DALLAS

IN STOCK



TEAM

WHITE

LOS ANGELES

IN STOCK



TEAM

WHITE

NY ISLANDERS

IN STOCK



TEAM

WHITE

NY RANGERS

IN STOCK



TEAM

WHITE

OTTAWA

IN STOCK



TEAM

WHITE

PHILADELPHIA

IN STOCK



TEAM

WHITE

TAMPA BAY

IN STOCK



TEAM

WHITE

VEGAS

IN STOCK



TEAM

WHITE

WINNIPEG

IN STOCK



TEAM

WHITE

ANAHEIM

BOOKING



TEAM

WHITE

ARIZONA

BOOKING



TEAM

WHITE

CAROLINA

BOOKING



TEAM

WHITE



CUSTOM BAGS



BTPRO CUSTOM BAG

- PRO HEAVY DUTY WATER-RESISTANT TARPULIN
- REINFORCED WEBBED SIDE AND END HANDLES
- INTERNAL MESH ACCESSORY POCKET WITH ZIPPER
- SIZES:
30" L X 18" H X 15" W
32" L X 20" H X 15" W
42" L X 20" H X 20" W

PLAYER/ GOALIE BAG (BTPRO)

- 2 LOGOS - ONE ON EACH SIDE PANEL
- SIZE - 10" X 10" MAXIMUM



BSPPRO CUSTOM BAG

- PRO HEAVY DUTY WATER-RESISTANT TARPULIN
- OVERSIZED END POCKETS
- REINFORCED WEBBED STRAPS WITH ADJUSTABLE AND REMOVABLE SHOULDER STRAP
- SIZE:
24" L X 14" H X 14" W

SPORT BAG (BSPPRO24)

- 1 LOGO - SIDE PANEL ONLY (CCM ON OTHER SIDE)
- SIZE 10" X 10" MAXIMUM



EBTEAMBP CUSTOM BAG

- 600D RIPSTOP POLYESTER CONSTRUCTION
- SPACIOUS MAIN COMPARTMENT + ACCESSORY POCKETS
- PADDED LAPTOP SLEEVE
- PADDED STRAPS AND BACK
- SIZE:
13" W X 18.5" H X 7.5" D

BACKPACK (EBTEAMBP)

- 1 LOGO - FRONT POCKET PLACEMENT
- SIZE - 4" X 4" MAXIMUM

BASE COLORS



BLACK

NAVY

RED*

CHARCOAL*

* NOT AVAILABLE FOR EBTEAMBP

MINIMUMS

- BTPRO (PLAYER) - 15
- BSPPRO (SPORT) - 15
- BGPRO (GOALIE) - 2**
- BTMBP18 (BACKPACK) - 15

** MUST ORDER 15 PLAYER BAGS TO QUALIFY

LOGO OPTIONS

TWILL CREST



SCREEN PRINT



NO COLOR LIMITATIONS ON EITHER TWILL CREST OR SCREEN PRINT


STRAP COLORS

SELECT ANY COMBINATION OF THESE COLORS FOR BOTH YOUR 1" AND 2" WEBBING*

*NO STRAP COLOR OPTION ON THE EBTEAMBP



BLACK



WHITE



RED - 186C



NAVY - 282C




ROYAL 58 - 287C



ROYAL 08 - 281C



YELLOW - 109C



ANTIQUÉ GOLD - 4515C



SKY BLUE - 292C



PHOENIX RED - 202C



SILVER - 429C



MEDIUM GREEN - 349C



DARK GREEN - 3435C




KELLY GREEN - 356C



SUN FLOWER - 1235C



PURPLE - 267C



BEIGE - 468C



BROWN - 440C



ORANGE - 166C



MAROON - 490C



CANADIENS RED - 187C



TEAL - 315C



CHARCOAL - 431C



[BTCORE32]

PRO CORE BAG
SIZES 32" L X 20" H X 15" W
(VOLUME: 9,600 INCH³) \$

MATERIALS	Pro-quality 600D polyester construction.	HANDLES	Reinforced webbed handles at each end.
COMPARTMENTS	2 large internal accessory pockets.	ACCESSORIES	Player ID pocket
EXTERIOR	One removable side panel so you can proudly display your team logo.	COLORS	Black, Navy, Red



[BTPRO32] [BTPRO30]

PRO TEAM BAG
SIZES 32" L X 20" H X 15" W
(VOLUME: 9,600 INCH³) \$
30" L X 18" H X 15" W
(VOLUME: 8,100 INCH³) \$

MATERIALS	Pro heavy-duty water-resistant tarpaulin.	ACCESSORIES	Internal mesh accessory pocket with zipper / Player ID pocket
EXTERIOR	Both side panels blank so you can proudly display your team logo.	COLORS	Black/White, Navy/White, Black/Red
HANDLES	Reinforced webbed side and end handles.		



[BGPRO42]

PRO CARRY GOALIE BAG
SIZES 42" L X 23" H X 23" W
(VOLUME: 16,800 INCH³) \$

MATERIALS	Heavy duty water-resistant tarpaulin.	ACCESSORIES	Internal zippered mesh accessory pocket. / Player ID pocket
EXTERIOR	Both side panels blank so you can proudly display your team logo.	COLORS	Black/White, Navy/White, Black/Red
HANDLES	Reinforced webbed side and end carry handles.		



[BGCORE42]

PRO CORE GOALIE BAG
SIZES 42" L X 23" H X 23" W
(VOLUME: 16,800 INCH³) \$

MATERIALS	Pro-quality 600D polyester construction.	HANDLES	Reinforced webbed carrying handles at each end.
COMPARTMENTS	2 large internal accessory pockets.	ACCESSORIES	Player ID pocket
EXTERIOR	One removable side panel so you can proudly display your team logo.	COLORS	Black, Navy, Red



[BSPPRO24]

TEAM SPORT BAG
SIZES 24" L X 14" H X 14" W
(VOLUME: 4,704 INCH³) \$

MATERIALS	Pro heavy-duty water-resistant tarpaulin.	HANDLES	Reinforced webbed straps with adjustable and removable shoulder strap.
COMPARTMENTS	Oversized end pockets.	ACCESSORIES	Player ID pocket
EXTERIOR	Back panel blank so you can proudly display your team logo.	COLORS	Black



[BSPORT]
SPORT BAG

SIZES 24" L X 13" H X 12" W
(VOLUME: 3,744 INCH³) \$

MATERIALS	600D polyester construction.
COMPARTMENTS	One main compartment + oversized end pockets.
HANDLES	Webbed handle with padded Uni-Grip + removable and adjustable shoulder strap.

ACCESSORIES	Player ID pocket
COLORS	Black



[BPREMBP]
PREMIUM BACKPACK

SIZES 13" W X 19" H X 6.5" D \$

MATERIALS	Premium tarpaulin & 840D ripstop polyester construction.	EXTERIOR	Large front panel blank so you can proudly display your team logo.
COMPARTMENTS	Spacious main compartment + padded side laptop pocket + accessory pocket.	ACCESSORIES	Padded straps and back.
ACCESSORIES	Internal mesh accessory pocket with zipper + two side water bottle pockets	COLORS	Black



[BTMBP18]
TEAM BACKPACK

SIZES 12" W X 19" H X 7.5" D \$

MATERIALS	600D ripstop polyester construction.	HANDLE	Padded straps and back.
COMPARTMENTS	Spacious main compartment + accessory pockets.	LOGO	Front panel blank so you can proudly display your team logo.
INTERIOR	Padded laptop sleeve.	COLORS	Black



[BSHOWR]
SHOWER BAG

SIZES 10.75" L X 4.5" H X 5" W \$

MATERIALS	Pro heavy-duty water-resistant tarpaulin.	COLORS	Black
COMPARTMENTS	Mesh pocket inside.		



[BTMSTW]

TEAM WHEELED STICK BAG

SIZES 77" L X 10" H X 15" W \$

MATERIALS	Heavy-duty water-resistant tarpaulin.	HANDLES	Easy-to-carry strap.
WHEELS	All-terrain wheels.	COLORS	Black
COMPARTMENTS	Holds 70+ player sticks.		



[BPUCKD]

DELUXE PUCK BAG

SIZES 11" L X 13" H X 9" W \$

MATERIALS	1680D polyester construction with foam-insulated liner.	HANDLES	Adjustable & removable strap with non-slip foam pad.
COMPARTMENTS	Holds approximately 60 pucks.	COLORS	Black



[BPUCK10]

PUCK BAG

SIZES 10" L X 10" H X 10" W \$

MATERIALS	600D polyester construction.	HANDLES	Adjustable & removable shoulder strap with non-slip pad.
COMPARTMENTS	Wide zipper opening.	COLORS	Black



[BSTICK]

STICK BAG

SIZES 71" L X 14.5" H \$

MATERIALS	Heavy-duty polyester.	HANDLES	Easy-to-carry strap.
COMPARTMENTS	Holds 2 sticks.	COLORS	Black



FRONT

BACK

SOCKS

FREESTYLE ESSENTIAL V-NECK JERSEY

ADULT S - 3XL
YOUTH S - XL

- Dry-Excel™ 100% polyester single-ply smooth wicking knit
- V-neck
- Set-in sleeves

FREESTYLE ESSENTIAL V-NECK GOALIE JERSEY

INT/SENIOR - M, 2XL
JUNIOR - XL

- Dry-Excel™ 100% polyester single-ply smooth wicking knit
- V-neck
- Set-in sleeves

FREESTYLE ESSENTIAL TUBE SOCK

ADULT S/M, L/XL, 2XL
YOUTH S/M, L/XL

- Dry-Excel™ 100% polyester single-ply smooth wicking knit
- Encased elastic at top and bottom
- Hook-and-loop fastener at top



FRONT

BACK

SOCKS

AVAILABLE MARCH 2023

FREESTYLE ESSENTIAL 2.0 STRAIGHT YOKE GAME JERSEY

ADULT S - 3XL
YOUTH S - XL

- Dry-Excel™ 100% polyester single-ply smooth wicking knit
- V-neck
- Set-in sleeves

FREESTYLE ESSENTIAL 2.0 STRAIGHT YOKE GOALIE JERSEY

INTERMEDIATE/SENIOR - M, 2XL
JUNIOR - XL

AVAILABLE MARCH 2023

FREESTYLE ESSENTIAL 2.0 SOCKS

ADULT S/M, L/XL, 2XL
YOUTH S/M, L/XL

- Dry-Excel™ 100% polyester single-ply smooth wicking knit
- Encased elastic at top and bottom
- Hook-and-loop fastener at top



FRONT

BACK

SOCKS

AVAILABLE MARCH 2023

FREESTYLE ESSENTIAL 2.0 ROUNDED YOKE GAME JERSEY

ADULT S - 3XL
YOUTH S - XL

- Dry-Excel™ 100% polyester single-ply smooth wicking knit
- V-neck
- Set-in sleeves

FREESTYLE ESSENTIAL 2.0 ROUND YOKE GOALIE JERSEY

INTERMEDIATE/SENIOR - M, 2XL
JUNIOR - XL

AVAILABLE MARCH 2023

FREESTYLE ESSENTIAL 2.0 SOCKS

ADULT S/M, L/XL, 2XL
YOUTH S/M, L/XL

- Dry-Excel™ 100% polyester single-ply smooth wicking knit
- Encased elastic at top and bottom
- Hook-and-loop fastener at top



FRONT

BACK

SOCKS

AVAILABLE MARCH 2023

FREESTYLE SINGLE-PLY REVERSIBLE HOCKEY JERSEY

ADULT S - 3XL
YOUTH S - XL

- Dry-Excel™ 100% polyester single-ply smooth wicking knit
- V-neck
- Set-in sleeves

FREESTYLE SINGLE-PLY REVERSIBLE GOALIE JERSEY

INTERMEDIATE/SENIOR - M, 2XL
JUNIOR - XL

AVAILABLE MARCH 2023

FREESTYLE ESSENTIAL 2.0 SOCKS

ADULT S/M, L/XL, 2XL
YOUTH S/M, L/XL

- Dry-Excel™ 100% polyester single-ply smooth wicking knit
- Encased elastic at top and bottom
- Hook-and-loop fastener at top



FRONT



BACK



SOCKS

FREESTYLE PERFORMANCE V-NECK JERSEY

ADULT S - 3XL
YOUTH S - XL

- Dry-Excel™ 100% polyester wicking knit with 100% polyester mesh back for breathability
- Traditional lace-up neckline
- Double elbow and shoulder construction
- Set-in sleeves

GOALIE CUT

INT/SENIOR - M, 2XL
JUNIOR - XL

FREESTYLE PERFORMANCE SOCKS

ADULT S/M, L/XL, 2XL
YOUTH S/M, L/XL

- Dry-Excel™ 100% polyester wicking knit
- Encased elastic at top and bottom
- Hook-and-loop fastener at top
- Double Knee



FRONT



BACK



SOCKS

FREESTYLE PERFORMANCE TRADITIONAL JERSEY

ADULT S - 3XL
YOUTH S - XL

- Dry-Excel™ 100% polyester wicking knit with 100% polyester mesh back for breathability
- V-neck
- Double elbow and shoulder construction
- Set-in sleeves

GOALIE CUT

INT/SENIOR - M, 2XL
JUNIOR - XL

FREESTYLE PERFORMANCE SOCKS

ADULT S/M, L/XL, 2XL
YOUTH S/M, L/XL

- Dry-Excel™ 100% polyester wicking knit
- Encased elastic at top and bottom
- Hook-and-loop fastener at top
- Double Knee



FRONT



BACK



SOCKS

FREESTYLE PERFORMANCE MODIFIED JERSEY

ADULT S - 3XL
YOUTH S - XL

- Dry-Excel™ 100% polyester wicking knit with 100% polyester mesh back for breathability
- Modified V-neck
- Double elbow and shoulder construction
- Set-in sleeves

GOALIE CUT

INT/SENIOR - M, 2XL
JUNIOR - XL

FREESTYLE PERFORMANCE SOCKS

ADULT S/M, L/XL, 2XL
YOUTH S/M, L/XL

- Dry-Excel™ 100% polyester wicking knit
- Encased elastic at top and bottom
- Hook-and-loop fastener at top
- Double Knee



FRONT



BACK



SOCKS

FREESTYLE PERFORMANCE MITER JERSEY

ADULT S - 3XL
YOUTH S - XL

- Dry-Excel™ 100% polyester wicking knit with 100% polyester mesh back for breathability
- Miter collar
- Double elbow and shoulder construction
- Set-in sleeves

GOALIE CUT

INT/SENIOR - M, 2XL
JUNIOR - XL

FREESTYLE PERFORMANCE SOCKS

ADULT S/M, L/XL, 2XL
YOUTH S/M, L/XL

- Dry-Excel™ 100% polyester wicking knit
- Encased elastic at top and bottom
- Hook-and-loop fastener at top
- Double Knee

CCM